

EMN BULLETIN

The EMN Bulletin provides **policymakers** and other **practitioners** with an outline of recent migration and international protection policy **developments at EU and national levels** in the period October 2012 to January 2013, including (latest) relevant published **statistics**.

Specific topics covered are [general policy developments](#); [legal migration](#); [international protection](#); [trafficking](#); [borders, including Schengen](#); [visas](#); [external dimension](#); [irregular](#) and [return migration](#); [integration](#); [citizenship](#); and [additional complementary statistics](#).

1. GENERAL POLICY DEVELOPMENTS

- ★ Statement from Commissioner Malmström on the occasion of [International Migrants' Day](#) (European Commission)
- ★ Outcomes of [JHA Council meeting, 6-7 December 2012](#) on the mid-term review of the Stockholm Programme. (Justice and Home Affairs Council)
- ★ Start of operations for new [EU agency for management of large-scale IT systems](#) in the area of freedom, security and justice, which will manage [Eurodac](#); the [Visa Information System \(VIS\)](#) and the second-generation [Schengen Information System \(SIS II\)](#). (European Commission)
- ★ Commission Task Force on Greece Q4 2012 Quarterly Report, where progress made in asylum and migration given in [Section 11](#). (European Commission)
- ★ [Annual Resolution on Fundamental Rights](#), including for migrants (European Parliament)

2. LEGAL MIGRATION

Statistics

- ★ On **1st January 2011**, the [total EU-27 population was 502.5 million](#) and **grew by 1.4 million in 2010, an annual rate of +2.7 per 1000 inhabitants**, due to a **natural increase of 0.5 million (+1.0‰)** and **net migration of 0.9 million (+1.7‰)**.
- ★ In [2011](#), [33.3 million foreign citizens lived in the EU-27 Member States](#), of which **12.8 million**

WHAT IS THE EUROPEAN MIGRATION NETWORK (EMN)?

A network co-ordinated by the European Commission, assisted by two Service Providers, in co-operation with National Contact Points (EMN NCPs) established in each Member State plus Norway. Its purpose is to provide up-to-date, objective, reliable and comparable information on migration and asylum with a view to supporting policymaking in the European Union in these areas, as well as to the wider public. More information, as well as all EMN outputs, is available from www.emn.europa.eu.

(2.5% of the total population) were citizens of **another EU-27 Member State** and the remaining **20.5 million** (4.1% of the total population) were citizens of countries **outside the EU-27**.

- ★ The **largest numbers** of third-country nationals in the EU as a whole are from Turkey (approx. 2.3 million), Morocco (approx. 1.9 million), Albania (approx. 1 million), China (approx. 0.8million).
- ★ Around **two million first residence permits** were issued to third country nationals in the EU in 2011, a decrease of 16.6% compared to 2010, which might be an impact of the economic crisis.
- ★ The number of permits issued for **remunerated activities** represented **21.7%** (32.5% in 2010) of the total number of permits issued, with **33.9%** (30.2% in 2010) for **family** reasons, **23.4%** (20.6% in 2010) for **study** and another **21%** (17% in 2010) for various **other reasons** (protection-related, residence without the right to work, etc.)

Economic migration

- ★ [Employment and Social Developments in Europe 2012](#) Report, covering also migration in respect to income and poverty, unemployment and skills mismatch. (European Commission)
- ★ Launch of [EU Skills Panorama](#) to improve the

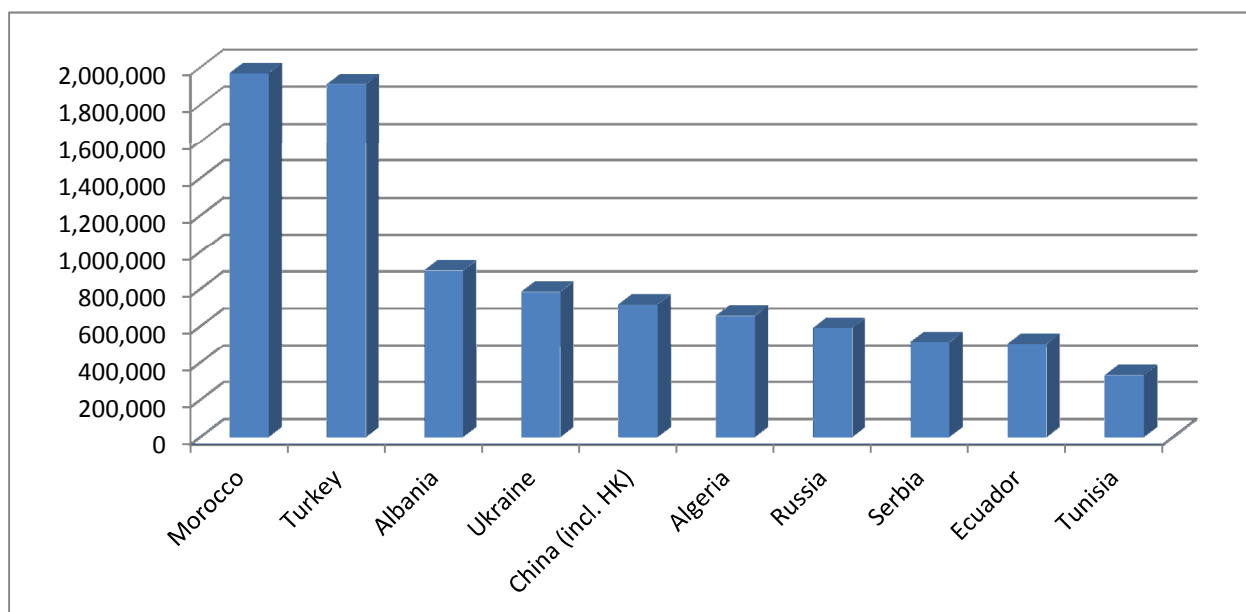
capacity for and governance of skills assessment and anticipation notably to enhance the matching of supply and demand for labour across Europe. (European Commission)

- ★ Speech by Commissioner ANDOR on [Improving Access to Labour Market Information for Migrants & Employers](#), as part of an [IOM Labour Migration conference](#) (European Commission/IOM)
- ★ [Entrepreneurship 2020 Action Plan](#), which aims to provide decisive actions to unleash Europe's entrepreneurial potential, including of migrant entrepreneurs. (European Commission)
- ★ [Contribution of migrant entrepreneurs to the EU economy](#) (Opinion of the European Economic and Social Committee)
- ★ [Crushed Hopes: Underemployment and deskilling among skilled migrant women](#). This report is a collective publication comprising a review of international literature on the subject of migrant deskilling and underemployment from a gender perspective and three empirical case studies from Switzerland, Canada and United Kingdom (International Organization for Migration)

Students

- ★ In advance of the Commission's proposal revising the Students and Researchers directives, the [EMN Conference 2012](#) addressed the

Figure 1: Top 10 third-country nationalities of all permits holders in the EU-27 on 31.12.2011



Data Source: Eurostat, as per Regulation 862/2007

Immigration of International Students to the EU, linked also to the [EMN study](#). (*European Migration Network*).

- ★ Eurostat statistics on the **number of first-time residence permits issued for the purpose of study** in Member States is shown for the years 2008 – 2011 in Figure 2 above. As well as showing the total numbers and the annual fluctuations during the reference years, the graph shows also the number of first-time residence permits issued for the purpose of Study as a percentage of the total population for each Member State, for the year 2011.

A centre of expertise "

Family Reunification

- ★ [Transnational Families and the impact of Economic Migration on Families](#) (*COFACE – Confederation of Family Organisations in the EU*)

National Developments

Finland

- ★ [Preliminary figures by Statistics Finland](#) report that a record number of immigrations occurred in 2012. Net migration remained at a similarly high level as in 2011, 16 800 persons. NB A [centre of expertise](#) that would survey statistical and research information about immigration is proposed to be established at the Finnish

Immigration Service, in connection with the Finnish national contact point of the European Migration Network (EMN).

Germany

- ★ National Statistics Office reports that the national population increased in 2012 for the second consecutive year, to around 82 million, principally due to immigration.

Italy

- ★ National Institute of Statistics [Report on the Census of Population and Housing 2011](#) including statistical data on third-country nationals residing in Italy.

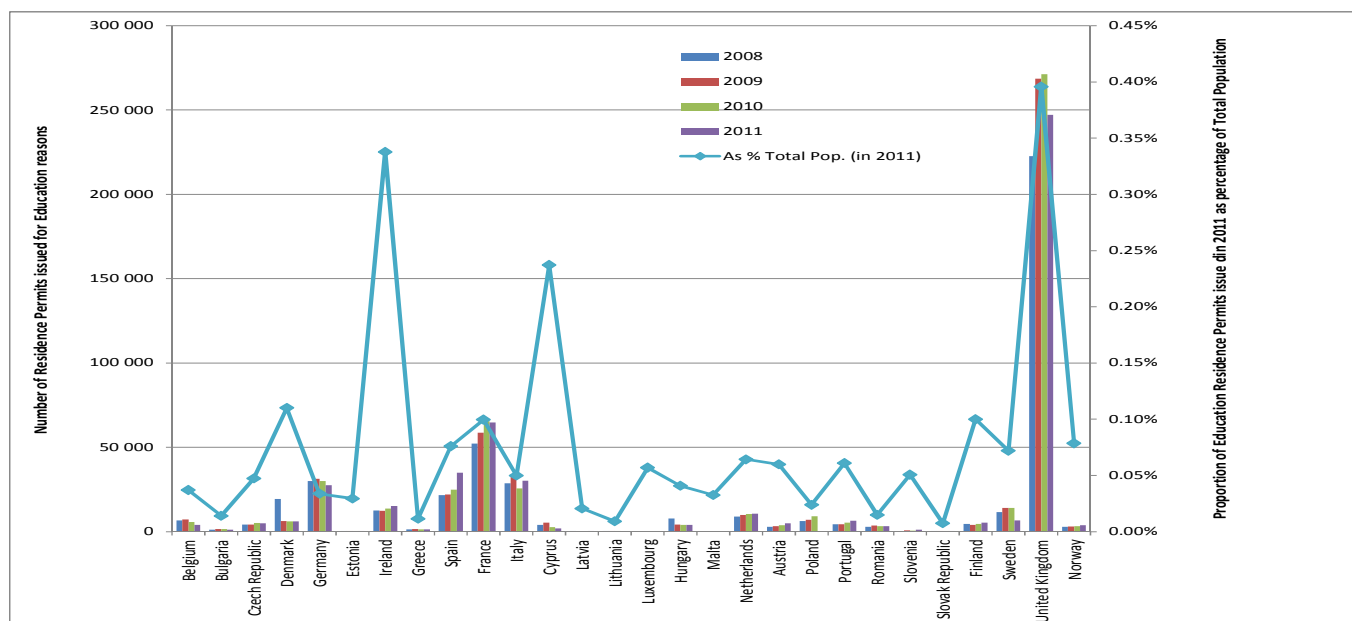
Malta

- ★ National Statistics Office [Preliminary Report on the Census of Population and Housing 2011](#) with general data on the population in Malta, including indications on non-national residents. [*October 2012*]

Netherlands

- ★ [Regulation for children who have resided in Netherlands for a prolonged period of time](#): the Council of Ministers has agreed to the proposal of State Secretary Teeven of Security and Justice to implement a definitive regulation for children seeking asylum who have resided in Netherlands for at least five years. These children and their relatives can qualify for a residence permit if they satisfy certain conditions. [*December 2012*]

Figure 2: Number of first-time residence permits issued for the purpose of Study (2008-2011)



Data Source: Eurostat, as per Regulation 862/2007

- ★ The National Statistics Office also reports that the [number of migration marriages to Netherlands is decreasing](#). In 2011 a partner moved to Netherlands to get married in over 8 percent of the marriages involving third country nationals. This is far less than in 2002. There is a trend among residents with a Turkish or Moroccan background towards marrying someone of the same country of origin who lives in Netherlands as well.

Poland

- ★ In October 2012, the Minister of Interior identified the [new migration policy of Poland as one of the priorities](#) to be carried out by the Ministry in 2012 and 2013. This means *inter alia* drafting an Action Plan for implementing the recommendations of *Poland's Migration Policy – current state of play and further actions*, the most important policy document in the area of migration which was adopted in July 2012 by the Council of Ministers.

United Kingdom

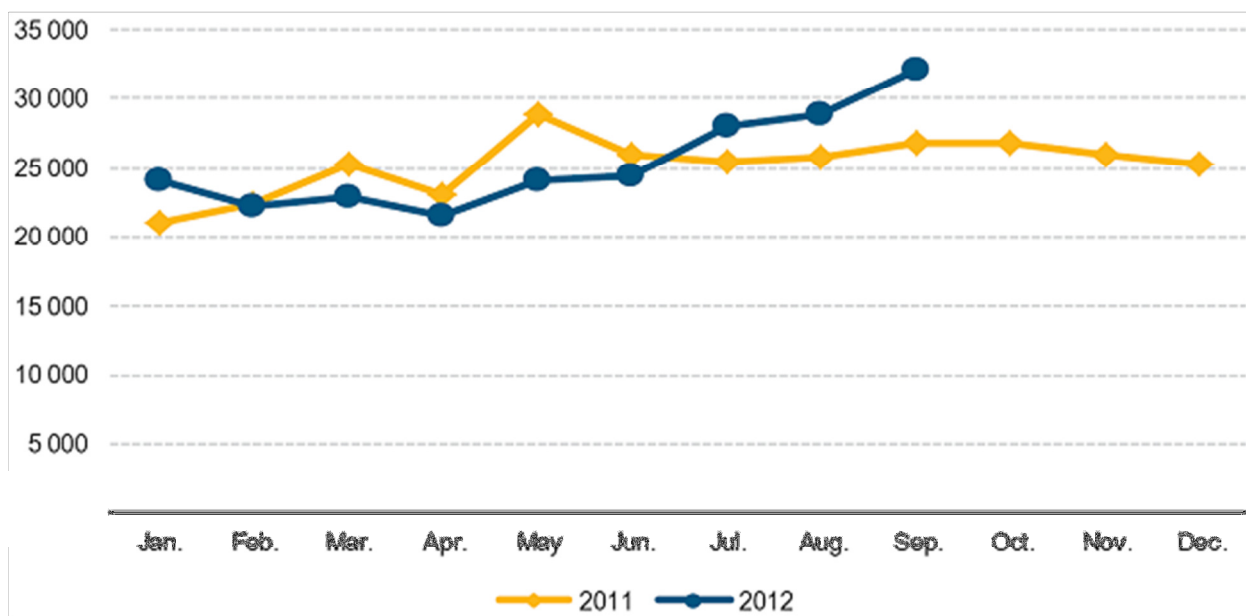
- ★ Latest provisional estimates of long-term migration show that 536 000 people immigrated in the year ending March 2012, which is significantly lower than the 578,000 who immigrated the previous year. Provisional data also show that 353,000 emigrants left in the year ending March 2012. This is higher than the 336,000 who emigrated in the year to March 2011. There was a significant [decrease](#) in the numbers of people arriving to study, 213 000 in the year to March 2012; lower than the 232 000 recorded the previous year. Decreases have also been seen in the numbers arriving for work-related reasons at 177 000 in the year to March 2012 compared to 194 000 the previous year. Excluding visitor and transit visas, the total number of visas issued fell by 14 per cent to 508 488 in the year ending September 2012 (compared with 593 978 in the previous 12 months), to the lowest 12-monthly total recorded using comparable data available from 2005. Source: [Office for National Statistics](#).

3. INTERNATIONAL PROTECTION, INCLUDING ASYLUM

Statistics

- ★ In the [third quarter of 2012](#), there were some 88 385 asylum applicants in the EU 27 plus Norway, a significant increase from Q2 2012 largely due to increased Syrian asylum seekers. The main countries of citizenship were Syria (7 760), Afghanistan (6 905) and Russia (6 200), with most applications in Germany (20 375), France (14 765), Sweden (13 375), United Kingdom (7 435) and Belgium (7 110).
- ★ In **2011**, EU Member States recorded **303 105 asylum applications**, a 16.8% increase from 2010 when the number was 259 000. France (57 335), Germany (53 345), Italy (34 115) and Belgium (32 270) received the most applications.
- ★ In **proportion to the total population**, this was largest for Malta (4 525 per million inhabitants), Luxembourg (4 210), Sweden (3 155), Belgium (2 955) and Cyprus (2 200).
- ★ In **2011**, the most important **countries of citizenship** of asylum seekers in the EU were, in order: Afghanistan (28 000), Russia (18 200), Pakistan (15 700), Iraq (15 200) and Serbia (13 900).
- ★ In **2011**, 59 560 asylum seekers [received a protection status](#) in the EU at [First Instance](#) (refugee (29 035), subsidiary protection (21 450) or humanitarian (9 070)). Protection was therefore granted in around 25% of decisions taken in first-instance procedures, with the largest number being granted by Germany (9 675, with 7 100 refugee status), Sweden (8 805, with 2 335 refugee status), United Kingdom (7 240, with 5 515 refugee status), and Italy (7 155 with 1 805 refugee status).
- ★ In addition, there were 4 090 **resettled refugees** in 2011, most going to Sweden (1 620).
- ★ In **2011**, **12 355 unaccompanied minors** applied for asylum, more than in 2010 (around 10 700). Sweden (2 655) and Germany (2 125) received the largest number.

Figure 3: Asylum applications in EU-27, January 2011 – September 2012 (latest available statistics)



Source: [Eurostat statistics in focus 14/2012](#)

EU Developments

- ★ Outcomes of [JHA Council meeting, 6-7 December 2012](#) on the Common European Asylum System (CEAS), notably asylum procedures directive, Eurodac plus Dublin Regulations.
- ★ Political agreement on [reception conditions for asylum seekers: Better and more harmonised living standards and more effective rules for fighting abuse](#) (*Justice and Home Affairs Council*)
- ★ European Parliament favours [police access to asylum seekers' fingerprints in Eurodac](#), subject to safeguards (*European Parliament*)
- ★ Launch of [European Asylum Support Office \(EASO\) website](#)
- ★ The Migration Policy Centre has launched the website 'Syrian Refugees. A snapshot of the crisis – in the Middle East and Europe', www.syrianrefugees.eu

National Developments

France

- ★ Publication of a report from the French Senate which highlights [21 recommendations with the aim of strengthening the coherence of the French system for examining applications for asylum](#) and enhancing quality and efficiency of decision-making at first instance.

Germany

- ★ Due to a sharp increase of applications from the Western Balkan States in 2012, special measures were launched: asylum applications from these states were given top priority; until 15th December all decision makers were in charge of asylum applications from these states, especially from Serbia and FYROM; and additional staff members were seconded. As a result, applications and pending cases from Serbia and FYROM decreased.

Lithuania

- ★ IOM Vilnius has published [a study](#) which analyses court decisions in asylum cases and, based on the analysis, provides recommendations in asylum decision making.

Poland

- ★ A [record number of asylum seekers](#) arrived in Poland in 2012 (10 753 persons; asylum applications lodged for the first time accounted for 85%). Poland's participation in the EUREMA program resulted for the first time in the [relocation of asylum seekers from Malta](#)

Spain

- ★ On 28th December 2012, a new [Resettlement National Programme](#) was adopted by the Spanish Government, in accordance with the First Additional Provision of the Spanish Asylum Law. As part of the programme, Spain has pledged to resettle up to 30 beneficiaries of international protection. This new programme will follow up on

the 2011 National Programme for Resettlement, which allowed for the resettlement of 80 refugees from the Choucha camp (Tunis, Tunisia).

Norway

- ★ [Evaluating the legal aid provided to asylum seekers](#) Report, assessing whether the legal scheme ensures legal assistance and guidance for asylum seekers and an efficient and transparent system for allocating attorneys to clients.

4. ERADICATION OF TRAFFICKING IN HUMAN BEINGS

EU Developments

- ★ [Council conclusions on the new EU Strategy towards the Eradication of Trafficking in Human Beings 2012–2016](#) (JHA Council)
- ★ Speech by Commissioner Malmström "[Towards the eradication of trafficking in Human Beings](#)" on 6th EU Anti-Trafficking day (European Commission)
- ★ Draft Opinion on the [EU strategy towards the eradication of trafficking in human beings 2012-2016](#) (Committee of the Regions)
- ★ [Training Manual for Border Guards on combatting trafficking](#) (Frontex)

National Developments

Finland

- ★ 48 people were accepted into the system of assistance for victims of human trafficking in 2012. In the previous year, the figure was almost the same, 52. However, these figures do not reflect the full extent of human trafficking in Finland, and the [number of victims is likely to be higher](#).

Netherlands

- ★ The [national Rapporteur on Trafficking in Human Beings presented](#) a survey on cases of trafficking in human beings in the period 2009-2012, and published a survey on the integral approach to human trafficking on a municipal level plus research on quantitative data from the period 2007-2011.

5. BORDERS - SCHENGEN

- ★ Outcomes of [JHA Council meeting, 6-7 December 2012](#) on Schengen, SIS II and the [2nd biannual report on the functioning of the Schengen area](#) (Justice and Home Affairs Council)
- ★ [EUROSUR border surveillance must help save migrants' lives](#) (European Parliament)
- ★ [Report on the draft Council regulation on migration from the Schengen Information System \(SIS 1+\) to the second generation Schengen Information System \(SIS II\)](#) (European Parliament)
- ★ [Judgment Case C-23/12](#): Regulation (EC) No 562/2006 – Community Code on the rules governing the movement of persons across borders (Schengen Borders Code) – Alleged violation of the right to respect for human dignity – Effective judicial protection – Right of access to a court (Court of Justice of the European Union)

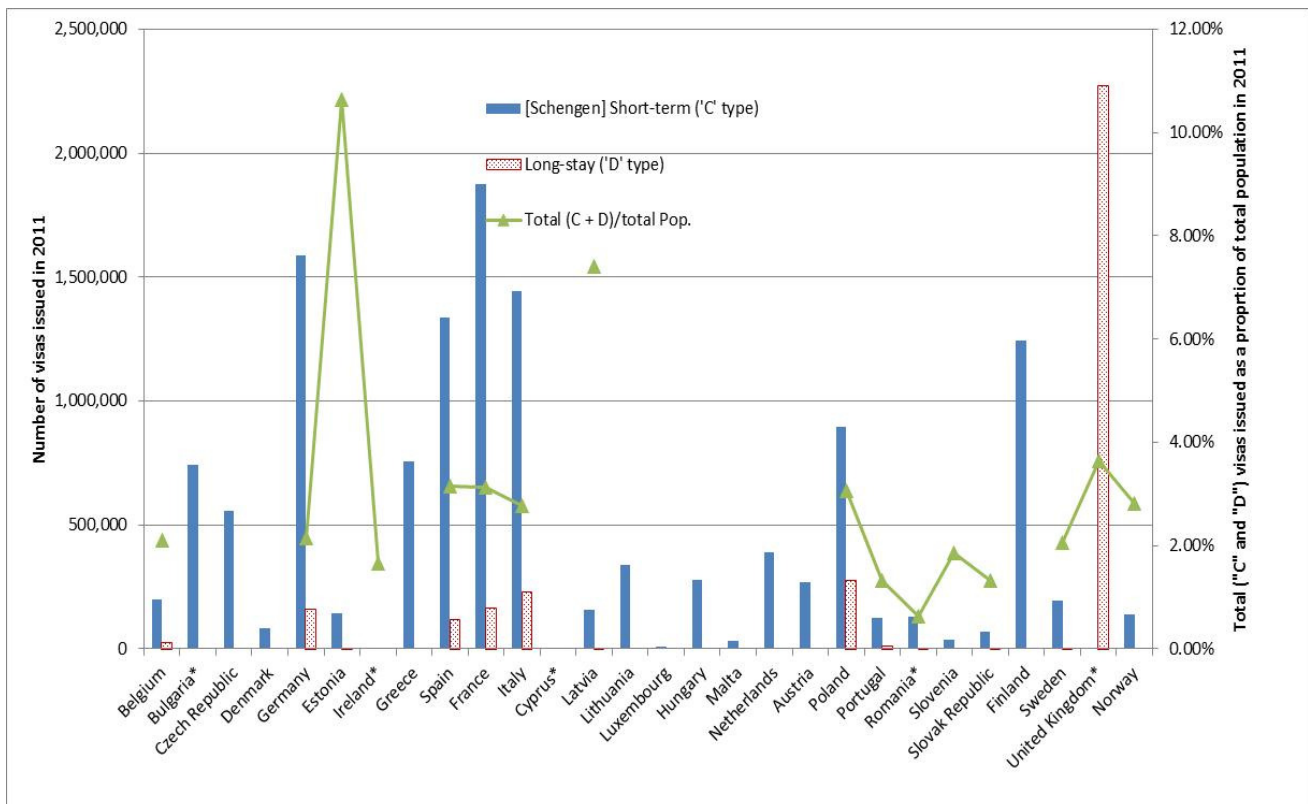
6. VISAS

Statistics

(Source: DG HOME's compilation with data from Member States' authorities, in accordance with the Visa Code)

- ★ In 2011, around 12.6 million "C" (aka Schengen) visas, including for multiple entry, permitting stays of up to three months (short stays) were issued by 26 Schengen States (All EU Member States except for BG, CY, IE, RO, UK + NO, IS, CH and LI). This figure was an increase of 14.1% from the previous year.
- ★ Main countries in which these visas were applied for were Russian Federation (around 5.2 million, 39% of total applications), Ukraine and China (each around 1.1 million, 8% each) plus Turkey (around 600 000, 5%).

Figure 4: Type "C" and "D" visas issued by EU Member States plus Norway and proportion of total visas issued compared to national population in 2011



Source: European Commission/European Migration Network.

* Note: BG, RO and CY are not yet full members of Schengen but implement certain provisions of the Schengen acquis. Their visas are nevertheless not valid for entry into the Schengen area. IE and UK are not part of Schengen.

- ★ Examples of the number of long-term "D" visas in 2011, issued under Member State competence typically for stays exceeding three months, are 275 505 (Poland), 237 810 (Italy), Spain (120 830) and Belgium (28 120).

EU Developments

- ★ [EU-Armenia Agreement on facilitating the issuing of visas](#) (European Council)
- ★ [Communication on Visa Policy](#) looking at ways to make sure that the visa rules help the EU to remain an attractive destination, in particular for those countries presenting a high tourist generating potential (European Commission)
- ★ Report on the [functioning of Local Schengen Cooperation](#) which evaluates the first two years of implementation of the EU Visa Code and makes concrete recommendations for how cooperation can be improved, particularly on the harmonisation of practices. (European Commission)

- ★ Proposal for [visa-free travel to citizens of 16 Island Nations](#) to be reciprocated through visa waiver agreements, ensuring a full visa free regime for all EU citizens who wish to travel to these countries. (European Commission)
- ★ [7th Visa Reciprocity report](#) giving an annual assessment of the implementation of current EU visa reciprocity mechanisms (European Commission)
- ★ EMN study on [Visa Policy as Migration Channel](#) examining the effects of visa policy on the management of migration, both in terms of facilitating legal migration and preventing irregular migration. (European Migration Network)

7. EXTERNAL DIMENSION OF MIGRATION POLICY

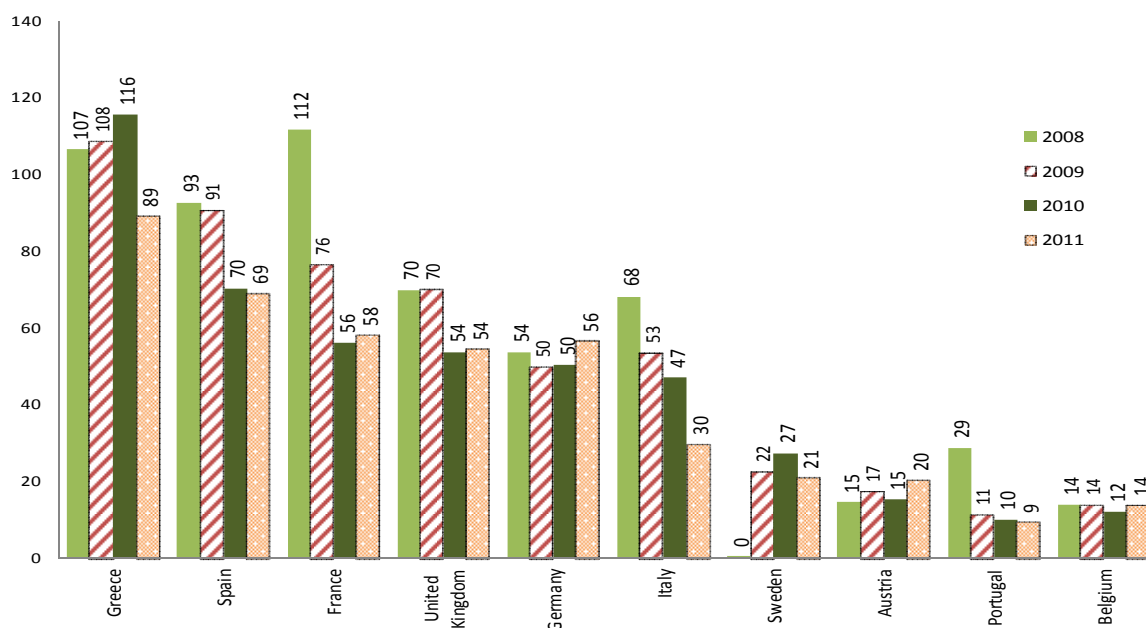
- ★ Publication in Official Journal of European Parliament Resolution of 5 April 2011 on [migration flows arising from instability: scope and role of the EU foreign policy](#) (*Official Journal of the European Union*)
- ★ [EU Remittances for Developing Countries, Remaining Barriers, Challenges and Recommendations](#) (*European Commission*)
- ★ [Migratory flows in Latin America and the Caribbean \(LAC\), and between LAC and the EU](#) (*IOM*)
- ★ Report on [Migration and Climate Change](#) which considers public and policy discussions on climate change's likely impacts on the movement of populations, both internally and worldwide. (*Worldwatch Institute*)
- ★ World Disasters Report 2012 - [Focus on forced migration and displacement](#) (*International Federation of Red Cross and Red Crescent Societies*)

8. IRREGULAR MIGRATION

Statistics

- ★ In 2011, around 343 000 persons were **refused entry**, with the largest being by Spain (around 228 000, mainly at its border with Morocco in Ceuta and Melilla), followed by Poland (around 20 000).
- ★ Frontex's [Quarterly Report Q2 2012](#) noted an increase in irregular border crossings with 23 092 detections; 56% of all detections were at the land border between Greece and Turkey. The most commonly detected nationality was Afghan, but there was also a significant increase in migrants from Syria.
- ★ Frontex's Situational update (October 2012): [Migratory situation at the Greek-Turkish border](#)
- ★ In 2011 the number of **irregularly staying** third-country nationals **apprehended** in the EU-27 was around 468 500, with the largest being for Greece (around 89 000) followed by Spain (around 69 000). In 2010 there were around 505 000 apprehensions.

Figure 5: Apprehensions, 'top-ten' Member States, in 1 000s (2008-2011)



Data Source: Eurostat, as per Regulation 862/2007

Note: Figures given in 1,000s. Figure for Sweden in 2008 is below 1000 (440) and is therefore represented as a 0 in the graph above.

- ★ The EMN's recently completed study on Practical Measures for Reducing Irregular Migration gives *inter alia* some updates on the estimates of the numbers of irregular migrants, ref. Table 1 below.
- ★ The Clandestino project has also released new estimates of the irregular population in Greece (up to 390 000 in 2011) and for Germany (between 100 000 and 400,000 in 2010).

EU developments

- ★ [ECJ Judgment](#): The directive on the return of irregular immigrants does not preclude a Member State from punishing an irregular stay with a fine which may, under certain conditions, be replaced by an expulsion order (*Court of Justice of the European Union*)
- ★ [Fundamental rights considerations of apprehending irregular migrants](#) (*EU Agency for Fundamental Rights*)
- ★ [WHO European review of social determinants of health and the health divide](#), including the situation of irregular migrants (*World Health Organisation*)
- ★ Launch of [Undocumentary project](#), which is a web documentary on the daily realities faced by irregular migrants living in Europe (*PICUM* -

Platform for International Cooperation on Undocumented Migrants)

National developments

Belgium

- ★ Publishing of [draft legal provisions to better fight against marriages and cohabitations of convenience](#) which would *inter alia* include the introduction of a definition of "cohabitation of convenience" in the civil code, tougher sentences for persons forcing someone to marry or legally cohabiting and an marriage or legal cohabitation of convenience.

France

- ★ Issuing of a new circular from the French Minister of Interior to [define the requirements for regularising illegally-staying migrants](#), especially families and working singles.

Luxembourg

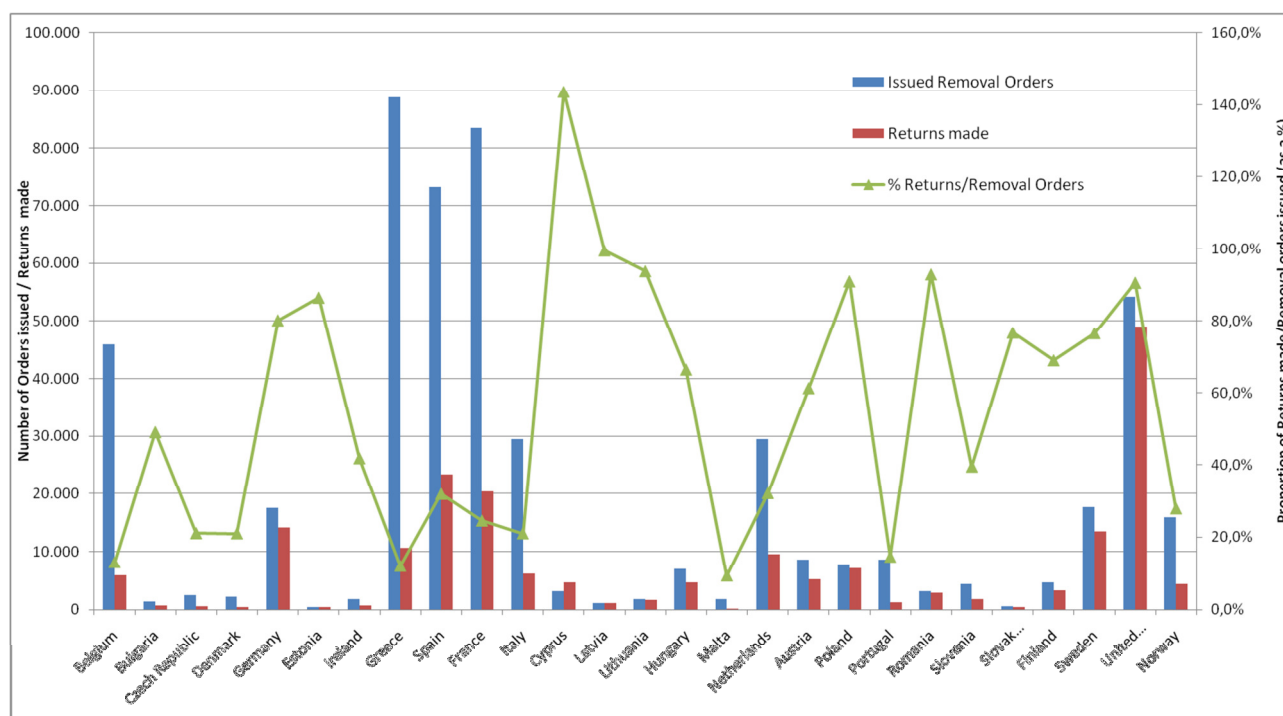
- ★ Transposition of Directive 2009/52/EC providing for "minimum standards on sanctions and measures against employers of illegally staying third-country nationals" into national law ([Law of 21 December 2012](#)). [Regularisation measure for irregularly staying persons](#) are taking place, running from 2 January to 28 February 2013.

Table 1: Estimates of numbers of irregular migrants reported by Member States and Norway

(Member) State	Year of estimate	Source of estimate	Estimate (range, where given)	Estimate (single / central figure, where given)
Austria	2008	Clandestino	25 174 – 73 838	49 506
Finland	2011	National Bureau of Investigation estimates		4 000
Germany	2008	EMN National Report (based on Clandestino method)	190 000 – 420 000	
	2010		140 000 – 340 000	
Greece	2008	EMN National Report		249 108
	2010			443 800
Ireland	2008	Clandestino	30 000 – 62 000	
Italy	2009	Initiatives and Studies on Multi-ethnicity (ISMU) Foundation		560 000
	2010			544 000
	2011			< 500 000
Netherlands	2009	Research and Documentation Centre (WODC)	60 667 – 133 624	97 145
Slovak Republic	2008	Clandestino	15 000 – 20 000	
United Kingdom	Late 2007	London School of Economics	417 000 to 863 000	618 000
Norway	2006	Statistics Norway	10 000 – 32 000	18 000

Source: EMN, see also Annex VII of Synthesis Report

Figure 6: Issued Removal Orders and Returns made in 2011, also returns made in 2011 as % of removal orders issued in 2011



Data Source: Eurostat, as per Regulation 862/2007

Poland

- ★ The Minister of Interior has proposed [changes in guarded centres for foreigners](#), resulting from inspections carried out in November 2012 on the initiative of the Ministry of Interior following accusations made by third country nationals staying in such centres that their rights were being violated by Border Guard officers. [A new operation model for the Border Guard](#) has also been developed which has the effect of widening the tasks and powers of the Border Guard in the area of migration, setting out the following priorities: to protect the state border that is now the European Union's external border; to perform border clearance; to combat illegal migration, border crime and crime that involves foreigners; and to run guarded centres for foreigners.

9. RETURN MIGRATION

- ★ In 2011 Member States returned around 190 000 third-country nationals, with the largest being for United Kingdom (around 49 000) followed by Spain (around 23 000). In 2010 there were around 224 000 returns.

10. INTEGRATION

Statistics

According to the [Employment and Social Developments in Europe 2012](#):

- ★ In the EU as a whole, third-country nationals accounted for 4.6 % of the active population in 2011, but 9.5 % of overall unemployment, and the same share of the long-term unemployed.
- ★ In 2011, the unemployment rate for third-country nationals was around 20 % in the EU-27, twice the average (9.7 %), with a rate above 25 % in France, Belgium, Sweden and Spain.
- ★ In terms of long-term unemployment, 8.6 % of third-country nationals were affected in 2011 – again twice the overall EU rate of 4.3 %.
- ★ Third-country nationals, as opposed to mobile EU citizens and ethnic minorities, were found to have a 5% greater probability of being over-qualified relative to national counterparts.
- ★ The **risk of poverty or social exclusion** for migrants from outside the EU is 38 %, much

higher than the risk for non-migrants (i.e. people born in their country of residence), at 22 %, and for mobile EU citizens from other EU Member States (around 21 %).

- ★ In 2010, the rate of **early school leaving** among third-country nationals aged 18-24 was 33%, compared to 14.1% of the total population in the same age group.

EU developments

- ★ Outcomes of [Expert Conference on Integration of Immigrants](#) (Cyprus Presidency of EU Council)
- ★ [Participation and social inclusion of young people with emphasis on those with a migrant background](#) (European Council conclusions)
- ★ The [integration of migrants, its effects on the labour market and the external dimension of social security coordination](#) (European Parliament)
- ★ **ECJ judgment:** A third-country national who resides legally in the Member State of origin of his daughter and his spouse, while they have moved to another Member State, cannot rely on their EU citizenship in order to base his right of residence on EU law (Court of Justice of the European Union)
- ★ [NEETs - Young people not in employment, education or training: Characteristics, costs and policy responses in Europe](#), which found that young people with an immigration background are 70% more likely to become NEET compared to other young people. (Eurofound)
- ★ Feasibility study on the [labour market performance of regularised migrants in Europe](#) (ICMPD)
- ★ [Indicators of integration of immigrants and their children](#) (OECD Report)
- ★ Education and the role of migrant parents for integration of migrant and Roma children (COFACE)
- ★ [Migrating Towards Participation: Immigrants and Their Descendants in the Political Process](#) (Centre for European Studies Policy Brief)

National developments

Netherlands

- ★ Publication on [the socio-cultural position of the four largest non-Western migrant groups in the Netherlands](#). The way in which the socio-cultural

position of migrant groups develops is closely related to developments in the host society, such as the social climate with regard to migrants, the economic circumstances and the opportunities that migrants perceive and receive.

Spain

- ★ Implementation of the project FIRIR "Training for the identification and registration of racist or xenophobic incidents", has trained more than 2.500 trainers of the State Security forces. The "[Handbook for training Security Forces in identifying and recording racist or xenophobic incidents](#)" has also been published.

Norway

- ★ [Challenges facing family immigrants to Norway](#) in respect of the assistance (in language, information, social network and work) such migrants receive from various actors in the local community.

11. CITIZENSHIP

Statistics

- ★ In 2010, around 713.500 third-country nationals acquired citizenship of an EU-27 Member State (excluding Romania which in 2009 was 9.180), a like-for-like increase of 4% from 2009.
- ★ The largest groups acquiring citizenship were previously nationals of Morocco (8.3% of total), Turkey (6.2%, Ecuador (5.6%) and India (4.3%).
- ★ The main Member States granting citizenship were United Kingdom (24% of total), France (18%), Spain (15%), Germany (13%) and Italy (8%).

National developments

Belgium

- ★ [Modification of Nationality Code](#), entering into force on 1st January 2013, making the acquisition of nationality possible only for foreigners holding an unlimited legal right to stay, plus proof of their integration and economic participation and knowing one of the three national languages.

Finland

- ★ A total of [9 518 persons were granted Finnish citizenship in 2012](#). The number more than

doubled compared to the year 2011, when 4 794 people were granted Finnish citizenship.

France -

- ★ Publication of new instructions from the French Minister of Interior to [clarify certain criteria considered for the examination of applications for access to French nationality](#), with an emphasis on the applicant's employability and the legality of his/her stay.

Luxembourg

- ★ Presentation of the [outcomes of the public debate on the law of 23 October 2008 on Luxembourg nationality](#) and a [parliamentary debate](#)¹ on a future reform of the law of 23 October 2008 have taken place.

12. ADDITIONAL COMPLEMENTARY STATISTICS

- ★ Additional tables are also provided in [Annex](#) for the EU-27 Member States plus Norway and more statistics may be obtained from [Eurostat's database](#) and/or [national statistical offices](#).

A) Recently published statistics reports include:

- ★ Eurobarometer – [Public Opinion in EU Regions](#) (see Slides 13 and 20)
- ★ Eurostat – [Remittances in 2010](#)
- ★ Eurostat – Asylum applicants and first instance decisions on asylum applications: [Q2 2012](#) and [Q3 2012](#)
- ★ Eurostat – [Acquisition of Citizenship 2010](#)
- ★ Frontex – [Quarterly Report Q2 2012](#)
- ★ Eurostat – [EU in the World 2013](#) (see Population chapter)
- ★ Eurostat – [Pocketbook on Euro-Mediterranean statistics 2012](#) (see Demography section)

b) EU demographic perspectives (See [Eurostat Statistics in Focus 23/2011 for national variances](#))

- ★ **EU-27 population overall** is projected to increase from **501 million on 1 January 2010** to 525 million in 2035, to peak at 526 million around 2040, and thereafter gradually decline to 517 million in 2060.
- ★ EU-27 population is also projected to continue to **grow older**, with the share of the population aged 65 years and over rising from 17.4% in 2010 to 29.5% in 2060, and those aged 80 and over rising from 4.6% to 12%.
- ★ Whereas in **2010** there were **4 persons aged 15 to 64** for every **one person aged 65 or over**, in **2060** the ratio is expected to decrease to be **2 to 1**.

¹ Chambre des Deputes, Luxembourg 31/01/2013.

EU Migration Statistics 2011 at a glance

(Updated January 2013. Source: Eurostat, as per Regulation 862/2007 except for Visas. Figures are for 2011 unless stated otherwise and rounded up or down to the nearest 5; "." means no data available; Statistics on Schengen Visas come from Member States as per the Visa Code and for Long-Stay visas from EMN NCPs with those in *italics* provisional for the first nine months of 2011).

	Total Pop. (in 000s on 1.1.2011)	Non-nationals (in 000s)			Migration Flow (2010)		1st Residence Permits (2011)			Visas Issued (2011)				Citizenship (2010)		Irregular Migration indicators (2011)					
		Other EU-27 (1.1.2011)	Non-EU-27 (1.1.2011)	Main non-EU 27 Nationalities	Immigration	Emigration	Total New Permits	Largest (Reason)	Total Permit Holders (31.12.2011)	[Schengen] Short-term ('C' type)	Main (third) countries where visa issued	Long-stay ('D' type)	Main (third) countries where visa issued	Acquisition	Main previous nationalities	Refusals	Main nationality	Apprehensions	Main nationality	Returns	Main nationality
EU27	502,510.0	12,805.2	20,500.9	Turkey, Morocco, Albania, China	:	:	2 071 386 (excl. PL)	702 462 (Family)	16 963 040 (excl. DK, UK)	12 898 075 (excl. CY, IE, UK)	:	803 045 (excl. RO)	:	343,005	468 600 (excl. LU)	189 280 (excl. LU)	:	:	:	:	
Belgium	11,000.6	749.0	413.7	Morocco, Turkey, DR Congo, Russia:	131,235	30,510	60,085	25 995 (Other)	391,090	201,525	India, Russia, DR Congo	28,120	Morocco	34,635	Morocco, Italy, Turkey	2,730	Albania	13,550	Algeria	5,915	Brazil
Bulgaria	7,369.4	8.5	30.4	:	:	:	5,030	1 915 (Family)	14,160	742,760	:	8,460	:	890	:	2,810	:	1,355	:	665	:
Czech Republic	10,532.8	135.4	281.3	Ukraine, Vietnam, Russia	48,315	61,070	20,885	9 920 (Family)	282,900	557,455	Russia, Ukraine, Turkey	12,115	USA, Russia, Ukraine	1,085	Ukraine, Vietnam, Russia	360	Russia, Turkey, Mongolia	3,085	Ukraine, Russia, Vietnam	530	Ukraine, Vietnam, Mongolia
Denmark	5,560.6	125.1	220.7	:	52,235	41,455	24,705	10 205 (Remun.)	:	84,265	Russia, China, India	5,970	:	4,025	115	:	400	:	455	:	
Germany	81,751.6	2,628.3	4,570.6	:	404,055	252,455	110,350	46 780 (Family)	3,692,155	1,588,595	Russia, Ukraine, China	162,260	:	104,600	3,365	:	56,345	:	14,075	:	
Estonia	1,321.0	12.6	195.4	:	2,810	5,295	3,410	1 290 (Family)	205,940	142,030	Russia, Belarus, Ukraine	684	Ukraine, Russia, Turkey	1,185	2,205	:	1,020	:	415	:	
Ireland	4,480.9	292.4	69.1	:	39,525	73,675	24,570	15 130 (Education)	128,105	Not applicable	Not applicable	Not applicable	:	6,385	2,545	:	2,470	:	755	:	
Greece	11,309.9	153.0	803.0	:	119,070	119,985	21,270	12 725 (Family)	549,605	755,775	Russia, Ukraine, Turkey	24,870	:	9,385	11,160	:	88,840	:	10,585	:	
Spain	46,152.9	2,329.2	3,325.5	Morocco, Ecuador, Colombia	465,170	403,015	282,705	139 255 (Family)	3,173,810	1,337,990	Russia, Morocco, Ukraine	120,830	USA, Morocco, Colombia	123,720	Ecuador, Colombia, Morocco	227,655	Morocco, Brazil, Venezuela	68,825	Morocco, Bolivia, Paraguay	23,350	Morocco, Algeria, Brazil
France	65,048.4	1,339.9	2,484.9	Algeria, Morocco, Turkey	251,160	179,160	198,135	79 850 (Family)	2,316,525	1,873,600	Russia, China, Algeria	165,745	Morocco, USA, China	143,275	Morocco, Algeria, Tunisia	11,090	Uganda, Algeria, Brazil	57,975	Afghanistan, Morocco	20,425	Tunisia, Morocco, Algeria
Italy	60,626.4	1,334.8	3,235.5	Morocco, Ukraine, Tunisia	458,855	78,770	331,085	141 405 (Family)	3,638,300	1,445,745	Russia, China, Turkey	231,750	USA, China, Morocco	65,940	Morocco, Albania, Brazil	8,635	Albania, Egypt, Algeria	29,505	Tunisia, Morocco, Egypt	6,180	Tunisia, Albania, Egypt
Cyprus	839.8	105.4	62.4	:	20,205	4,295	15,645	11 915 (Remun.)	112,810	Not applicable	Not applicable	51,290	:	1,935	575	:	8,230	:	4,605	:	
Latvia	2,229.6	9.8	370.0	:	2,365	10,700	3,980	1 760 (Family)	364,730	156,305	Russia, Belarus, Ukraine	8,740	:	3,660	1,230	:	130	:	1,055	:	
Lithuania	3,244.6	1.9	31.7	Russia, Belarus, Ukraine	5,215	83,155	2,430	1 190 (Remun.)	28,450	340,690	Belarus, Russia	2,485	Belarus	180	Stateless, Russia, Ukraine	2,215	Russia	1,895	Georgia	1,655	Russia
Luxembourg	511.8	190.6	30.1	:	16,960	9,300	2,700	1 680 (Family)	20,845	8,810	Russia, China	545	:	4,310	0	:	:	:	345	:	
Hungary	9,985.7	127.1	82.1	:	:	11,105	14,895	4 165 (Family)	90,440	278,020	Russia, Ukraine, Moldova	6,790	:	6,085	11,790	:	3,810	:	4,610	:	
Malta	417.6	10.4	10.0	:	8,200	5,955	2,860	2 240 (Other)	5,785	31,110	Russia, Libya, Tunisia	:	:	945	80	:	1,730	:	160	:	
Netherlands	16,655.8	334.5	338.7	Turkey, Morocco, China	:	:	55,075	22 325 (Family)	321,290	390,460	Russia, Turkey, Ukraine	:	:	26,275	Morocco, Turkey, Surinam	3,500	:	6,145	:	9,475	Iraq, Surinam, China
Austria	8,396.3	352.2	555.2	Serbia, Montenegro, Kosovo	73,865	51,970	35,440	13 730 (Family)	477,095	270,540	Russia, Ukraine, China	20,215	:	6,135	Bosnia & Herzegovina, Turkey, Serbia	445	Albania	20,080	Afghanistan	5,225	Russia
Poland	38,200.0	15.5	31.7	Ukraine, Russia, Belarus	54,500	41,215	:	:	207,532	893,455	Ukraine	278,506	Ukraine	2,925	Ukraine, Russia, Belarus	20,225	Ukraine	6,875	Ukraine	7,050	Ukraine
Portugal	10,637.0	103.2	344.9	:	27,575	23,760	35,170	18 230 (Family)	329,325	126,515	Angola, Russia, Cape Verde	13,165	:	21,750	1,795	:	9,230	:	1,245	:	
Romania	21,413.8	:	:	:	:	:	9,740	3 920 (Family)	60,730	127,455	:	8,770	:	:	3,620	:	3,365	:	2,875	:	
Slovenia	2,050.2	5.4	77.4	:	15,415	15,935	9,800	4 660 (Remun.)	88,385	38,125	Russia, Ukraine, Turkey	NA	:	1,840	7,970	:	4,350	:	1,745	:	
Slovak Republic	5,435.3	41.9	26.1	Ukraine, Serbia, Vietnam	13,770	4,445	3,640	1 320 (Remun.)	23,425	70,752	Ukraine	1,230	Ukraine	240	Serbia, Ukraine, Vietnam	595	Ukraine, Russia	1,145	Ukraine, Somalia, Moldova	445	Ukraine, Moldova, Somalia
Finland	5,375.3	61.2	105.4	Russia, Somalia, China	25,635	11,905	20,230	7 397 (Education)	119,330	1,244,680	Russia	:	:	4,335	Russia, Iran, Turkey	1,420	Russia	3,305	Iraq, Russia, Somalia	3,235	Russia, Iraq, Nigeria
Sweden	9,415.6	270.0	352.3	:	98,800	48,855	75,735	35 935 (Family)	320,275	192,490	Russia, Iran, China	2,485	China, Afghanistan, Russia	32,455	155	:	20,765	:	13,470	:	
United Kingdom	62,498.6	2,061.4	2,425.2	:	590,950	339,305	701,820	247 045 (Education)	:	Not applicable	Not applicable	2,272,890	India, China, Russia	194,840	India, Pakistan, Philippines	14,720	USA, Brazil, India	54,175	India, Pakistan, Nigeria	49,080	India, Pakistan, Nigeria
Norway	4,918.2	214.0	154.5	Russia, Somalia, Iraq, Thailand	69,215	25,835	26,765	11 060 (Family)	86,300	138,495	Russia, China, India, Philippines	Not applicable	Not applicable	11,645	Somalia, Iraq, Afghanistan	150	Nigeria	1,925	4,415	Serbia	

EU Asylum Statistics 2011 plus Q1, Q2 and Q3 2012 at a glance

(Updated January 2013. Source: Eurostat, according to Regulation 862/2007. Figures are for 2011 unless stated otherwise and rounded up or down to the nearest 5; ":" means no data available)

	Asylum Applications (2011)				Asylum Applications (Q1 2012)		Asylum Applications (Q2 2012)		Asylum Applications (Q3 2012)		Asylum Decisions - First Instance (2011)						Resettled Refugees (2011)	Incoming Requests accepted	Outgoing Requests accepted	
	Total (incl. New)	of which Unaccom. minors	Per million inhab.	Main Applicant Nationalities (highest first)	Total (incl. New)	Main Applicant Nationalities (highest first)	Total (incl. New)	Main Applicant Nationalities (highest first)	Total (incl. New)	Main Applicant Nationalities (highest first)	Total	Total Positive	of which Refugee status	of which Subsidiary Protection	of which Humanit. reasons	Main nationalities				Rejected
EU27	303 105 (c)	12.355	605	Afghanistan, Russia, Pakistan	69 405 (NA)	Afghanistan, Russia, Pakistan	70 050 (c)	Afghanistan, Pakistan, Russia	88 970 (c)	Syria, Afghanistan, Russia	237.965	59.560	29.035	21.450	9.070	Afghanistan, Iraq, Somalia	178.420	4.090	:	:
Belgium	32 270 (25 585)	2.040	2.955	Afghanistan, Russia, Guinea	7 345 (4 935)	Afghanistan, Russia, Guinea	6 820 (4 345)	Afghanistan, Russia, Guinea	7 110 (4 675)	Afghanistan, Russia, Guinea	20.025	5.075	3.810	1.265	-	Iraq, Guinea, Afghanistan	14.950	25	685	2.830
Bulgaria	890 (705)	25	120	Iraq, Afghanistan, Syria	205 (165)	Iraq, Syria, Afghanistan	215 (160)	Iraq, Syria, Afghanistan	315 (265)	Syria, Iraq, Afghanistan	605	190	10	180	-	Iraq, Afghanistan, Stateless	410	Not Applicable	:	:
Czech Republic	755 (485)	10	70	Ukraine, Belarus, Russia	195 (140)	Ukraine, Vietnam, Syria	180 (125)	Ukraine, Belarus, Armenia	180 (105)	Ukraine, Vietnam, Belarus	685	320	105	200	10	Kazakhstan, Stateless, Belarus	365	0	:	:
Denmark	3 985 (3 985)	270	715	Afghanistan, Iran, Syria	1 175 (1 175)	Afghanistan, Iran, Russia	1 475 (1 475)	Somalia, Syria, Afghanistan	1 565 (1 565)	Syria, Somalia, Serbia	3.595	1.315	735	385	190	Afghanistan, Syria, Iran	2.280	515	315	1.395
Germany	53 345 (45 740)	2.125	650	Afghanistan, Serbia, Iraq	14 305 (11 970)	Serbia, Afghanistan, Iraq	12 815 (10 505)	Syria, Afghanistan, Iraq	20 375 (16 415)	Syria, FYROM, Syria	40.365	9.675	7.100	665	1.910	Iraq, Afghanistan, Iran	30.960	145	2.140	6.510
Estonia	65 (65)	0	50	DR Congo, Afghanistan, Armenia	20 (20)	Vietnam, Belarus, Georgia	40 (40)	Georgia, Armenia, Russia	10 (10)	Syria, Georgia, Belarus	65	15	10	5	5	Russia	50	0	60	20
Ireland	1 290 (1 280)	25	290	Nigeria, Pakistan, China	245 (240)	Nigeria, Albania, Moldova	215 (210)	Nigeria, Pakistan, S. Africa	250 (240)	Nigeria, DR Congo, Pakistan	1.365	75	60	15	-	Afghanistan, Pakistan, Iran	1.295	45	155	275
Greece	9 310 (9 310)	60	820	Pakistan, Georgia, Afghanistan	1 945 (1 945)	Georgia, Bangladesh, Senegal	2 410 (2 410)	Pakistan, Bangladesh, Georgia	2 085 (2 085)	Pakistan, Bangladesh, Georgia	8.670	180	45	85	45	Iraq, Afghanistan, Unknown	8.490	0	:	10
Spain	3 420 (2 975)	10	75	Cuba, Ivory Coast, Nigeria	645 (570)	Nigeria, Syria, Algeria	650 (605)	Nigeria, Syria, Algeria	595 (550)	Syria, Nigeria, Algeria	3.400	990	335	630	20	Cuba, Colombia, Nigeria	2.410	Not Applicable	920	95
France	57 335 (52 140)	595	880	Russia, Armenia, Bangladesh	14 840 (13 265)	Russia, DR Congo, Armenia	13 750 (12 045)	DR Congo, Russia, Sri Lanka	14 765 (13 335)	Russia, DR Congo, Kosovo	42.220	4.615	3.340	1.275	-	Sri Lanka, Russia, Kosovo	37.600	130	1.520	3.340
Italy	34 115 (34 115)	825	565	Nigeria, Tunisia, Ghana	2 215 (2 215)	Nigeria, Afghanistan, Tunisia	3 365 (3 365)	Pakistan, Senegal, Nigeria	4 540 (c)	Pakistan, Nigeria, Afghanistan	24.150	7.155	1.805	2.265	3.085	Afghanistan, Somalia, Pakistan	17.010	0	4.460	519
Cyprus	1 770 (1 745)	15	2.200	Syria, Pakistan, Vietnam, Syria, Egypt	380 (370)	Syria, Pakistan, Bangladesh	400 (395)	Syria, Vietnam, Bangladesh	475 (460)	Syria, Vietnam, Bangladesh	2.630	70	55	0	15	Iraq, Iran, Occ. Palestine	2.560	Not Applicable	35	0
Latvia	340 (335)	0	150	Georgia, DR Congo, Russia	70 (65)	Georgia, DR Congo, Russia	60 (60)	Georgia, Egypt, Russia	35 (35)	Georgia, Syria, Azerbaijan	90	20	5	15	-	Afghanistan, Syria, Russia	70	Not Applicable	40	20
Lithuania	525 (405)	10	160	Georgia, Russia, Afghanistan	110 (95)	Russia, Afghanistan, Belarus	185 (155)	Georgia, Afghanistan, Russia	175 (150)	Afghanistan, Russia, Eritrea	305	25	5	15	-	Afghanistan, Belarus, Russia	285	Not Applicable	400	5
Luxembourg	2 155 (1 920)	20	4.210	Serbia, FYROM, Kosovo	560 (690)	Serbia, Albania, Kosovo	640 (625)	Albania, Serbia, Montenegro	495 (475)	Bosnia & Herzegovina, Montenegro, Serbia	1.020	35	30	5	-	Iraq, Iran, Kosovo	985	0	55	155
Hungary	1 695 (c)	60	170	Afghanistan, Kosovo, Pakistan	455 (c)	Afghanistan, Kosovo, Pakistan	360 (c)	Afghanistan, Kosovo, Pakistan	540 (c)	Afghanistan, Pakistan, Syria	895	155	45	100	10	Afghanistan, Unknown, Iran	740	0	:	370
Malta	1 890 (1 865)	25	4.525	Somalia, Eritrea, Nigeria	135 (125)	Libya, Egypt, Guinea	815 (810)	Somalia, Eritrea, Syria	700 (690)	Somalia, Eritrea, Nigeria	1.605	885	70	690	125	Somalia, Eritrea, Sudan	720	0	:	:
Netherlands	14 600 (11 565)	485	875	Afghanistan, Iraq, Somalia	3 770 (2.670)	Afghanistan, Iraq, Somalia	2 815 (1 950)	Afghanistan, Iraq, Somalia	3 340 (c)	Afghanistan, Iraq, Somalia	15.790	6.830	710	4.065	2.050	Somalia, Iraq, Afghanistan	8.965	540	750	3.850
Austria	14 455 (c)	1.005	1.720	Afghanistan, Russia, Pakistan	3 530 (c)	Afghanistan, Russia, Algeria	3 825 (c)	Afghanistan, Russia, Pakistan	5 175 (c)	Afghanistan, Russia, Pakistan	13.270	4.085	2.480	1.605	-	Afghanistan, Russia, Syria	9.185	Not Applicable	1.485	2.895
Poland	6 905 (4 985)	405	180	Russia, Georgia, Armenia	1 815 (1 425)	Russia, Georgia, Kazakhstan	2 035 (1 700)	Russia, Georgia, Afghanistan	3 310 (2.930)	Russia, Georgia, Armenia	3.215	475	155	155	170	Russia, Armenia, Belarus	2.740	0	:	70
Portugal	275 (275)	5	25	Guinea, Somalia, Nigeria	65 (65)	Guinea, Somalia, DR Congo	80 (75)	Guinea, Nigeria, Guinea-Bissau	95 (c)	Guinea, Belarus, DR Congo	115	65	25	40	-	DR Congo, Colombia, Somalia	50	30	:	:
Romania	1 720 (1 695)	55	80	Algeria, Tunisia, Morocco	685 (670)	Algeria, Morocco, Afghanistan	775 (760)	Algeria, Morocco, Pakistan	740 (705)	Algeria, Morocco, Syria	1.080	75	70	10	0	Afghanistan, Iraq, Cameroon	1.000	0	285	175
Slovenia	360 (305)	60	175	Afghanistan, Turkey, Pakistan	55 (40)	Turkey, Somalia, Morocco	55 (45)	Somalia, Serbia, Afghanistan	85 (65)	Afghanistan, Croatia, Syria	215	20	15	5	-	Somalia, Bosnia & Herzegovina, Russia	190	0	175	30
Slovak Republic	490 (320)	20	90	Somalia, Afghanistan, Georgia	90 (45)	Afghanistan, Moldova	185 (130)	Somalia, Afghanistan, Georgia	260 (220)	Somalia, Rep. Congo, Afghanistan	215	115	5	80	35	Afghanistan, Somalia, Occ. Palestine	100	0	325	60
Finland	2 975 (NA)	150	555	Iraq, Somalia, Russia	620 (575)	Iraq, Russia, Syria	655 (615)	Iraq, Russia, Afghanistan	950 (880)	Iraq, Somalia, Afghanistan	2.645	1.065	160	715	190	Iraq, Somalia, Afghanistan	1.580	585	180	690
Sweden	29 710 (29 690)	2.655	3.155	Afghanistan, Somalia, Serbia	7 570 (7.565)	Somalia, Afghanistan, Serbia	8 805 (8 800)	Somalia, Afghanistan, Albania	13 375 (13 375)	Syria, Afghanistan, Somalia	26.760	8.805	2.335	5.390	1.075	Afghanistan, Somalia, Eritrea	17.960	1.620	:	:
United Kingdom	26 450 (25 455)	1.400	425	Pakistan, Iran, Sri Lanka	6 385 (6 195)	Pakistan, Iran, Sri Lanka	6 425 (6 220)	Pakistan, Iran, Sri Lanka	7 435 (7 220)	Pakistan, Iran, Sri Lanka	22.970	7.240	5.515	125	1.600	Iran, Sri Lanka, Afghanistan	15.735	455	430	2.100
Norway	9 055 (c)	720	1.840	Somalia, Eritrea, Afghanistan	2 090 (c)	Somalia, Afghanistan, Eritrea	2 180 (c)	Somalia, Afghanistan, Eritrea	2 755 (c)	Somalia, Eritrea, Afghanistan	9.590	4.015	2.810	765	440	Somalia, Eritrea, Afghanistan	5.575	Not Applicable	:	:

Notes: 12.355 : Data not available; N/A - Not Applicable