



Funded by
the European Union



Annual Report on Migration and Asylum 2023 - EMN Observer Country Statistical Annex

European Migration
Network

October 2024

Disclaimer

This Annual Report on Migration and Asylum 2023 was produced by the European Migration Network (EMN), which comprises EMN [National Contact Points](#) (NCPs) in the EMN Member (EU Member States except Denmark) and Observer Countries (NO, GE, MD, UA, ME, AM, RS), the European Commission and is supported by the EMN Service Provider. It does not necessarily reflect the opinions and views of the European Commission, EMN Service Provider or the EMN NCPs, nor are they bound by its conclusions. Similarly, the European Commission, the EMN Service Provider and the EMN NCPs are in no way responsible for any use made of the information provided.

Explanatory notes

This Statistical Annex to the 2023 Annual Report on Migration and Asylum of the European Migration Network (EMN) provides an overview of relevant statistics for EMN Observer Countries: Armenia, Georgia, Moldova, Montenegro, Serbia and Ukraine.¹

Data were provided by EMN National Contact Points (NCPs) and are organised in nine thematic areas, following the framework of the 2023 ARM and are in line with the EMN Member States (plus Norway) Statistical Annex, co-produced by Eurostat and the EMN: legal migration; international protection; protection for those fleeing the war in Ukraine; unaccompanied minors; citizenship and statelessness; visas; irregular migration; trafficking in human beings; and return and readmission. The lay-out is in table form with notes where necessary to explain the data presented.

Data is provided for 2023 in all cases and for 2020-2023 where available and easily presented. Data on the protection of those fleeing Ukraine is provided from March 2022, and for the whole of 2023.

The data presented were collected during March-July 2024 through a common template and the manuscript completed in August 2024. More recent data may become available from the relevant national authorities at a later date.

This is the first EMN Observer Country Statistical Annex and is a welcome addition to enhance understanding of the migration situation and trends in those countries.

Published

October 2024

For more information

EMN website: <http://ec.europa.eu/emn>

EMN LinkedIn page: <https://www.linkedin.com/company/european-migration-network>

EMN Twitter account: <https://twitter.com/emnmigration>

EMN YouTube page: <https://www.youtube.com/@EMNMigration>

Image: © 2024 Getty Images (cover)

Icons made by Freepik from www.flaticon.com and vecteezy.com

¹ Except Norway which is covered by Eurostat statistics and as such is included in the Annual Report on Migration and Asylum 2023 - Statistical Annex, Co-produced by Eurostat and the European Migration Network, July 2024, https://home-affairs.ec.europa.eu/document/download/4a06befd-6415-4f67-a29f-61b046b09672_en?filename=ESTAT_StatisticalAnnex_110724_final.pdf, last accessed 5 August 2024.

CONTENTS

1. LEGAL MIGRATION	4
2. INTERNATIONAL PROTECTION	8
3. PROTECTION FOR THOSE FLEEING THE WAR IN UKRAINE	10
4. UNACCOMPANIED MINORS AND OTHER VULNERABLE GROUPS	11
5. CITIZENSHIP AND STATELESSNESS	12
6. VISA POLICY	14
7. IRREGULAR MIGRATION	16
8. TRAFFICKING IN HUMAN BEINGS	19
9. RETURN AND READMISSION	21

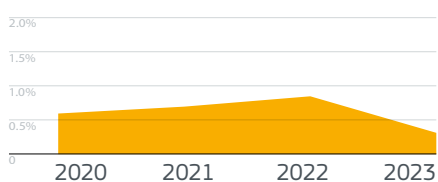
1. LEGAL MIGRATION

Table 1.1: Share of foreign nationals in the total population in EMN Observer Countries in absolute numbers, 2020-2023

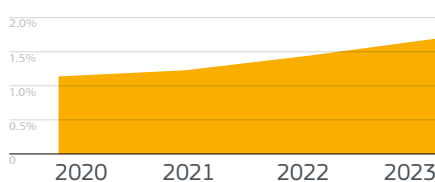
EMN Observer Country	Year	Number of foreign nationals in the country	Total population in the country	% of foreign nationals out of the total population in the country
Armenia	2020	17 445	2 959 700	0.59%
	2021	20 350	2 963 300	0.69%
	2022	24 864	2 961 400	0.84%
	2023	9 241	2 977 000	0.31%
Georgia	2020	42 987	3 722 716	1.15%
	2021	45 965	3 708 610	1.24%
	2022	54 200	3 712 502	1.46%
	2023	63 382	3 715 483	1.71%
Moldova	2020	21 830	2 643 675	0.83%
	2021	21 933	2 626 588	0.84%
	2022	19 560	2 565 030	0.76%
	2023	20 763	2 515 758	0.83%
Montenegro	2020	64 526	n/i	n/i
	2021	65 768	n/i	n/i
	2022	80 616	n/i	n/i
	2023	94 098	633 158	14.86%
Serbia	2020	34 382	6 926 705	0.50%
	2021	44 469	6 871 547	0.65%
	2022	69 736	6 797 105	1.03%
	2023	93 620	6 641 197	1.41%
Ukraine	2020	447 138	41 588 354	1.08%
	2021	494 556	41 167 336	1.20%
	2022	406 418	41 130 432	0.99%
	2023	377 277	n/i	n/i

% of foreign nationals out of the total population in the country:

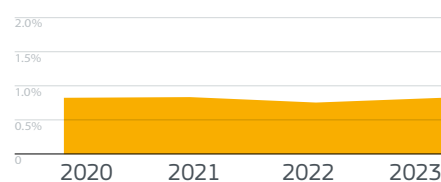
Armenia



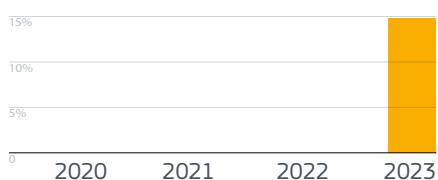
Georgia



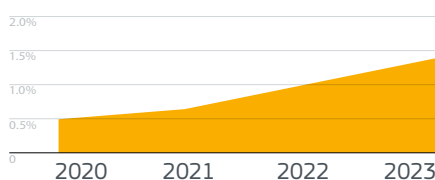
Moldova



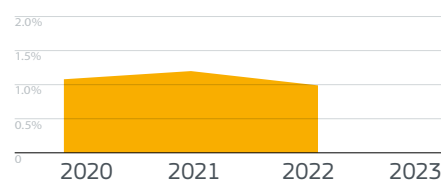
Montenegro



Serbia



Ukraine



Source: relevant authorities in the EMN Observer Country

'n/i' means no information

'n/a' means not applicable

Georgia note: Foreign national figures represent the number of foreigners with a valid residence card in Georgia. All valid residence cards are counted at the end of each year (31 December). Georgian residence cards issued to foreign citizens who have obtained Georgian residence permits (temporary or permanent) and are registered in the territory of Georgia for the reference year.

Moldova note: These figures do not include the displaced people from Ukraine currently residing in Moldova under emergency status. Based on data from the General Inspectorate of Border Police, the number of displaced people from Ukraine residing in Moldova is 98226 (89374-Ukrainian citizens).

Montenegro note 1: total population in the country in 2023, as shown by the preliminary results of the population census was 2% more than in 2011, when the last population census was conducted. There is no data for 2020, 2021, 2022.

Montenegro note 2: the number of foreign nationals includes all foreigners with an approved temporary residence permit, extended residence permit and permanent residence permit.

Serbia note 1: These figures include foreign nationals that have temporary residence permits issued more than one time consecutively (i.e. 12 months residence condition fulfilled), those that obtained temporary residence permit for one year for the first time and foreign nationals with permanent residence. The data does not include temporary protection beneficiaries.

Serbia note 2: the number of foreign nationals is as of 31 December 2023, while total population is as of 1 January 2023.

Table 1.2: Top 3 countries whose citizens received first residence permits, EMN Observer Countries, 2023

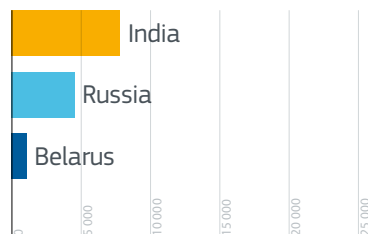
EMN Observer Country	Top 3 countries	2023	
		Number of first residence permits annually issued per nationality	Total number of first residence permits annually issued
Armenia	Russia	3 350	8 761
	India	2 035	
	Iran	766	
Georgia	India	7 998	21 450
	Russia	4 672	
	Belarus	1 149	
Moldova	Russia	1 817	7 203
	Ukraine	1 268	
	Türkiye	763	
Montenegro	Russia	15 811	66 468
	Serbia	16 132	
	Türkiye	8 225	
Serbia	Russia	24 068	45 112
	China	6 920	
	Türkiye	4 090	
Ukraine	Azerbaijan	1 400	n/i
	Moldova	1 001	
	Türkiye	897	

Number of first residence permits annually issued per nationality:

Armenia



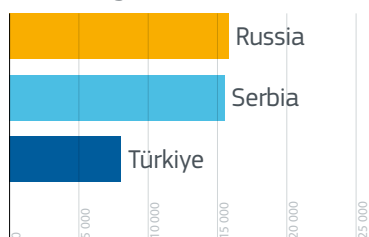
Georgia



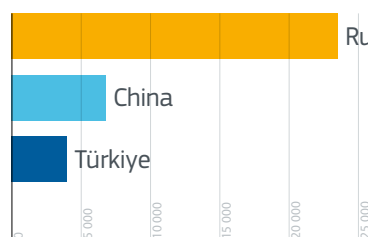
Moldova



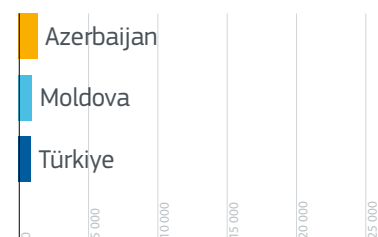
Montenegro



Serbia



Ukraine



Source: relevant authorities in the EMN Observer Country

'n/i' means no information

'n/a' means not applicable

Armenia note: In Armenian administrative statistics there is no distinction made between first permits and subsequent/renewed permits. Therefore, in all tables on residence permits, instead of "first residence permits" Armenia is reporting on all residence permits (firsts + any subsequent).

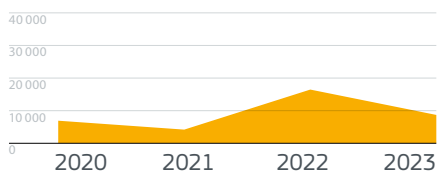
Montenegro note: data on first residence permit is the number of temporary and permanent residence permits issued for the first time (not including extended permits) for the top 3 countries in 2023.

Table 1.3: Total number of first residence permits in EMN Observer Countries, 2020-2023

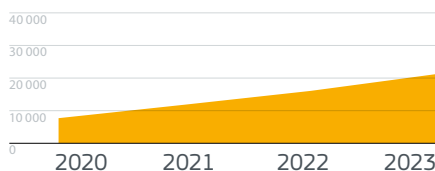
EMN Observer Country	Year	Total number of first residence permits	Total population in the country
Armenia	2020	6 966	2 959 700
	2021	4 191	2 963 300
	2022	16 658	2 961 400
	2023	8 761	2 977 000
Georgia	2020	7 738	3 722 716
	2021	11 923	3 708 610
	2022	16 214	3 712 502
	2023	21 450	3 715 483
Moldova	2020	2 875	2 643 675
	2021	4 186	2 626 588
	2022	5 928	2 565 030
	2023	7 203	2 515 758
Montenegro	2020	64 526	n/i
	2021	65 768	n/i
	2022	80 616	n/i
	2023	94 098	633 158
Serbia	2020	11 306	6 926 705
	2021	17 560	6 871 547
	2022	38 479	6 797 105
	2023	45 112	6 641 197
Ukraine	2020	37 859	41 588 354
	2021	60 475	41 167 336
	2022	19 412	41 130 432
	2023	11 998	n/i

Total number of first residence permits:

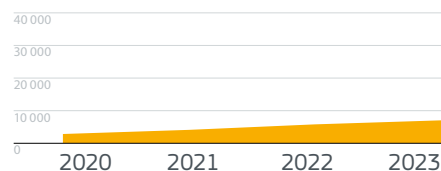
Armenia



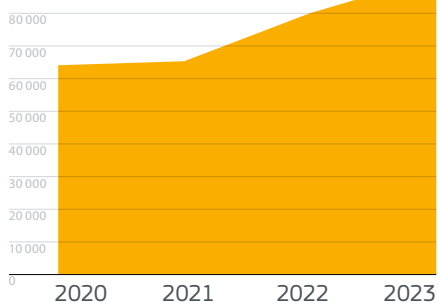
Georgia



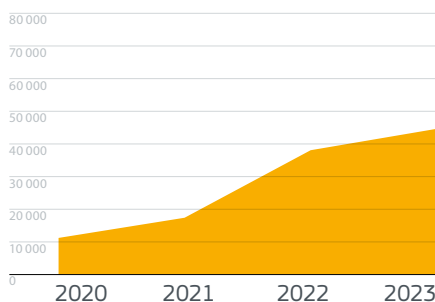
Moldova



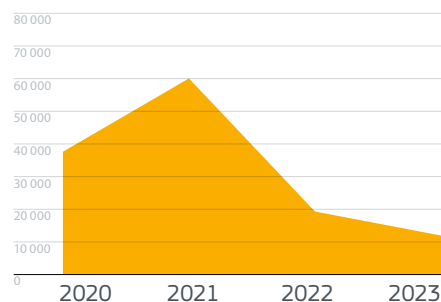
Montenegro



Serbia



Ukraine



Source: relevant authorities in the EMN Observer Country

'n/i' means no information

'n/a' means not applicable

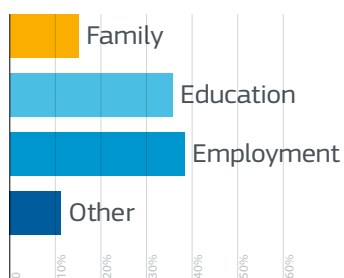
Armenia note: In Armenian administrative statistics there is no distinction made between first permits and subsequent/renewed permits. Therefore, in all tables on residence permits, instead of 'first residence permits' Armenia is reporting on all residence permits (firsts + any subsequent).

Table 1.4: First residence permits issued by reason in EMN Observer Countries in absolute numbers and as a percentage, 2023

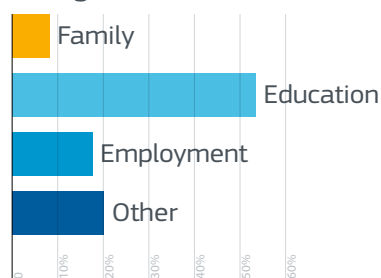
EMN Observer Country	Type of reason	Number of first residence permits per reason issued	Total number of first residence permits issued	% of first residence permits per reason out of total first residence permits issued
Armenia	Family reasons	1 313	8 761	14.99%
	Education reasons	3 119		35.60%
	Employment reason	3 347		38.20%
	Other reason	982		11.21%
Georgia	Family reasons	1 753	21 450	8.17%
	Education reasons	11 426		53.27%
	Employment reason	3 774		17.59%
	Other reason	4 497		20.97%
Moldova	Family reasons	2 785	7 203	38.66%
	Education reasons	916		12.72%
	Employment reason	2 991		41.52%
	Other reason	511		7.09%
Montenegro	Family reasons	22 775	94 098	24.00%
	Education reasons	496		0.50%
	Employment reason	43 247		46.00%
	Other reason	n/i		n/i
Serbia	Family reasons	13 719	45 112	30.41%
	Education reasons	1 826		4.05%
	Employment reason	26 556		58.87%
	Other reason	3 011		6.67%
Ukraine	Family reasons	6 966	n/i	n/i
	Education reasons	887		n/i
	Employment reason	1 600		n/i
	Other reason	2 613		n/i

Percentage of first residence permits per reason issued:

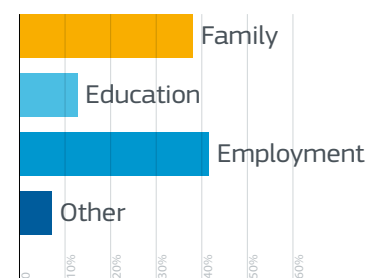
Armenia



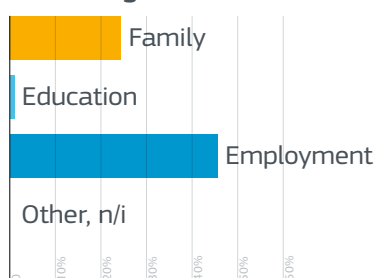
Georgia



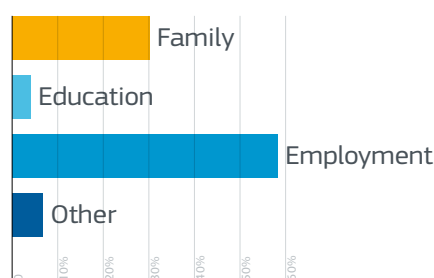
Moldova




Montenegro



Serbia



Ukraine



Source: relevant authorities in the EMN Observer Country

'n/i' means no information

'n/a' means not applicable

Armenia note 1: In Armenian administrative statistics there is no distinction made between first permits and subsequent/renewed permits. Therefore, in all tables on residence permits, instead of "first residence permits" Armenia is reporting on all residence permits (firsts + any subsequent).

Armenia note 2: "Other reasons" include being of Armenian descent (large majority of permits given for "other" reasons) alongside entrepreneurship.

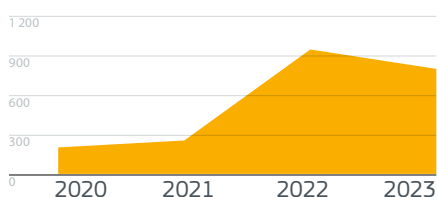
2. INTERNATIONAL PROTECTION

Table 2.1: Total/first-time asylum applications; total/first-time asylum applications as % of population in the EMN observer countries, 2020-2023

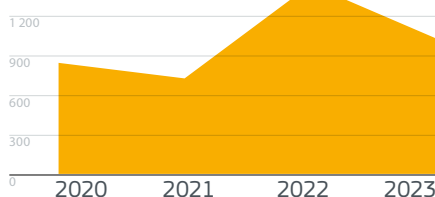
EMN Observer Country	Year	Number of first time asylum applications	Total number of total asylum applications	Country Population	Total number of asylum applications as a % of the population
Armenia	2020	202	206	2 959 700	0.007%
	2021	242	260	2 963 300	0.009%
	2022	959	968	2 961 400	0.033%
	2023	803	817	2 977 000	0.027%
Georgia	2020	n/i	864	3 722 716	0.023%
	2021	n/i	743	3 708 610	0.020%
	2022	n/i	1 473	3 712 502	0.040%
	2023	n/i	1 052	3 715 483	0.028%
Moldova	2020	86	n/i	2 643 675	n/a
	2021	75	n/i	2 626 588	n/a
	2022	11 218	n/i	2 565 030	n/a
	2023	4 100	n/i	2 515 758	n/a
Montenegro	2020	539	540	621 306	n/a
	2021	272	273	619 211	n/a
	2022	175	175	617 213	n/a
	2023	145	145	633 158	0.02%
Serbia	2020	145	148	6 926 705	0.002%
	2021	172	182	6 871 547	0.003%
	2022	319	321	6 797 105	0.005%
	2023	196	200	6 641 197	0.003%
Ukraine	2020	n/a	597	41 588 354	0.001%
	2021	n/a	1 198	41 167 336	0.003%
	2022	n/a	254	41 130 432	0.001%
	2023	n/a	130	n/a	n/a

Total number of total asylum applications:

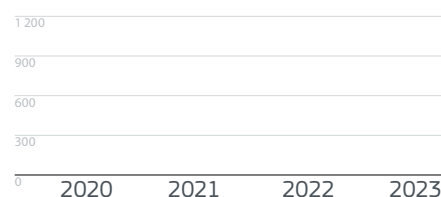
Armenia



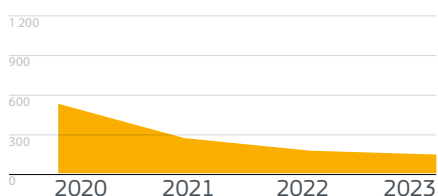
Georgia



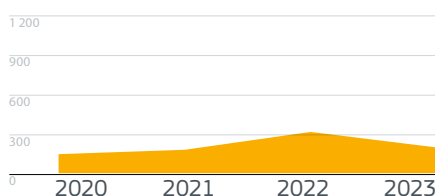
Moldova



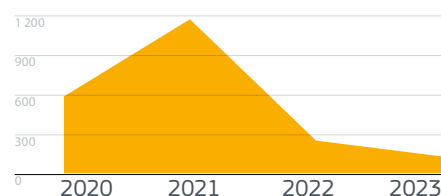
Montenegro



Serbia



Ukraine



Source: relevant authorities in the EMN Observer Country
'n/i' means no information, 'n/a' means not applicable

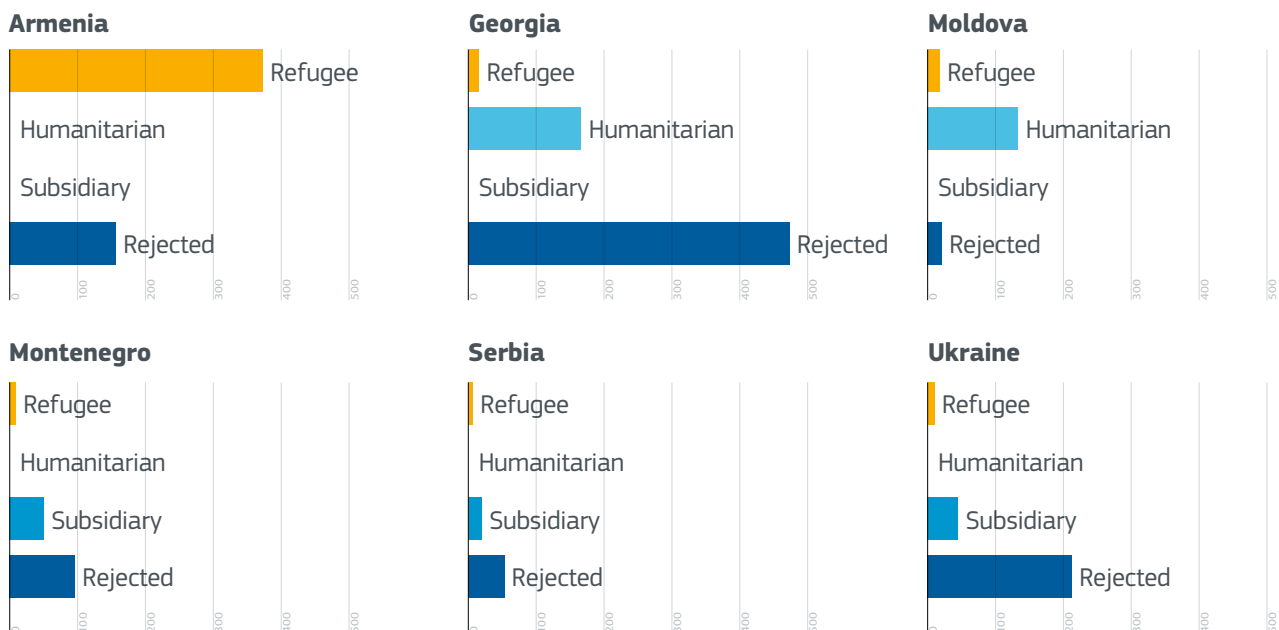
Armenia note: Following Azerbaijan's military operation in Nagorno-Karabakh on 19 September 2023, over 115 000 Nagorno-Karabakh (NK) Armenians were forcibly displaced and found refuge in the Republic of Armenia. On 26 October 2023, the Armenian Government adopted a decision to grant temporary protection to those forcibly displaced from NK. According to Armenian legislation, the population of NK have been granted temporary protection status, which envisages provision of a special document (Temporary Protection (Refugee) Certificate). Refugee arrivals represent over 3.4 percent of the country's population and are in addition to a pre-existing refugee, asylum seeker and stateless population of some 36 000 people. It should be noted that NK refugees are different from the other groups granted international protection since they were granted refugee status on the bases of the Government Decision and individual asylum procedures were not applied to the NK population. They are not included in these figures.

Georgia note: Asylum applicant: A foreigner or a stateless person who has applied for international protection to the State authority and in respect of whom the Ministry has not made a decision or in respect of whom the court decision has not entered into legal force. In the event of cases when an asylum-seeker withdraws a claim/appeal, appeals the court's decision concerning the withdrawal of a claim/appeal and/or re-applies to the court for international protection, s/he is not considered as an asylum applicant. In case of submitting subsequent application for international protection, a foreigner or stateless person is considered to be an asylum seeker only upon issuance of an individual administrative-legal act on admissibility.

Table 2.2: First instance asylum decisions; first instance asylum decisions as % of total aslum decisions, 2023

EMN Observer Country	Year	Type of protection	Number of asylum decisions per outcome	Total number of asylum decisions	% of total decisions
Armenia	2023	Geneva Convention status (Refugee)	372	528	70.45%
		Humanitarian status	n/a		n/a
		Subsidiary protection status	n/a		n/a
		Rejected decisions	156		29.55%
Georgia	2023	Geneva Convention status (Refugee)	16	654	2.45%
		Humanitarian status	166		25.38%
		Subsidiary protection status	n/a		n/a
		Rejected decisions	472		72.17%
Moldova	2023	Geneva Convention status (Refugee)	18	n/i	n/i
		Humanitarian status	133		n/i
		Subsidiary protection status	0		n/i
		Rejected decisions	21		n/i
Montenegro	2023	Geneva Convention status (Refugee)	9	173	5.20%
		Humanitarian status	0		0.00%
		Subsidiary protection status	5		2.90%
		Rejected decisions	96		55.50%
Serbia	2023	Geneva Convention status (Refugee)	7	490	1.43%
		Humanitarian status	n/a		n/a
		Subsidiary protection status	2		0.41%
		Rejected decisions	53		10.82%
Ukraine	2023	Geneva Convention status (Refugee)	8	265	3.02%
		Humanitarian status	n/a		n/a
		Subsidiary protection status	45		16.98%
		Rejected decisions	212		80.00%

Number of asylum decisions per outcome:



Armenia note: totals include refugees from Ukraine.

Georgia note: Humanitarian status in Georgia is equivalent to subsidiary protection status in the EU.

Montenegro note: the total of 173 decisions includes 63 terminations of the asylum procedure, 36.4% of decisions taken.

The Department for foreigners, migration and readmission within the Ministry of Interior is responsible for issuing temporary residence permits based on humanitarian status, according with Article 52 of the Law on foreigners, and the number of issued permits on this basis is 34. Humanitarian status is given to:

- 1) a foreigner who is presumed to be a victim of trafficking in human beings or a victim of a criminal offense of domestic or family violence;
- 2) a minor who has been abandoned, or victim of organized crime or unaccompanied, illegally employed;
- 3) a foreigner for particularly justified reasons of a humanitarian nature (cases caused by force majeure, serious illness, permanent disability and other).

Serbia note: humanitarian status is not regulated by the Law on asylum and Temporary Protection. However, in 2023, temporary residence on the ground of humanitarian reasons was issued for 59 persons in accordance to the Law on Foreigners. The total of 490 decisions includes positive decisions (refuge and subsidiary protection), rejected applications as well as decisions on discontinuation of the examination of the application and second instance decisions.

3. PROTECTION FOR THOSE FLEEING THE WAR IN UKRAINE

Table 3.1: Types of protection provided to those fleeing the war in Ukraine by sex and age in EMN Observer Countries, 2022-2023


EMN Observer Country	Type of protection	Year	Under 18		18 and over		Total
			Male	Female	Male	Female	
Armenia	Refugee status	2022	50	59	53	127	289
		2023	38	34	47	99	218
Georgia	Humanitarian status	2022	58	52	77	180	367
		2023	16	16	28	70	130
Moldova	Temporary protection	2022	n/a	n/a	n/a	n/a	n/a
		2023	4 282	4 037	7 882	11 846	28 047
Montenegro	Temporary protection	2022	982	1 065	1 315	3 487	6 849
		2023	248	258	1 041	1 461	3 008
Serbia	Temporary protection	2022	140	138	205	632	1 115
		2023	31	36	129	207	403

Protection provided to those fleeing the war in Ukraine by sex and age:

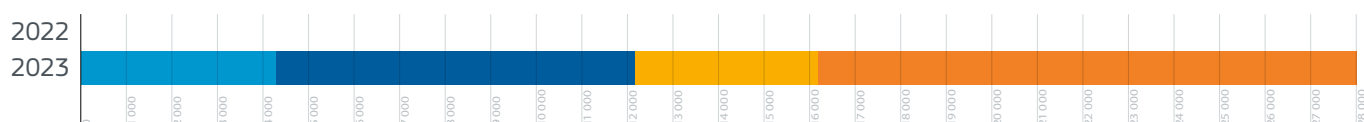
Armenia



Georgia



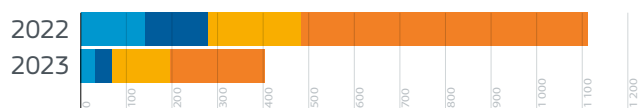
Moldova



Montenegro



Serbia



Source: relevant authorities in the EMN Observer Country

'n/' means no information

'n/a' means not applicable

Armenia note: Ukrainian citizens were not provided with temporary protection in Armenia. All of them were granted refugee status as per Armenian Law on Refugees and Asylum, Article 6, Section 1, Clause 2 definition of a refugee, as: 2) a foreign citizen who is forced to leave his or her country of citizenship (or a stateless person who is forced to leave his or her country permanent residence) due to widespread violence, external attack, internal conflicts, massive human rights violations or other serious events disrupting public order.

Georgia note: In Georgia there is no protection scheme for Ukrainians similar to the EU's temporary protection status. Georgia has not enabled the Temporary Protection mechanism stipulated by the Law on International Protection. Even though the number of persons who fled the war in Ukraine has increased in Georgia, no mass influx has been identified and the number of applications on international protection made by citizens of Ukraine is also low. Consequently, asylum seekers from Ukraine are being granted Humanitarian Status (a form of international protection equivalent to subsidiary protection in EU). Ukrainian citizens may also enter Georgia through a visa-free regime. The period of stay was extended to two years in 2023.

Moldova note: The provision of temporary protection in Moldova was effective as of 1 March 2023.

Montenegro note: temporary protection for those fleeing the war in Ukraine in 2023 was extended as follows: Male under 18: 555; Female under 18: 591; and male over 18: 1015; female over 18: 2138.

Montenegro and Serbia note: figures also include non-Ukrainian nationals eligible for temporary protection.

Serbia note: the 2022 total includes 8 people whose age was unknown. The 2023 total includes 3 people whose age was unknown. In 2023, temporary protection was provided for 403 persons for the first time. In the same period temporary protection was extended for total of 743 persons who had been provided with temporary protection for the first time in 2022.

4. UNACCOMPANIED MINORS AND OTHER VULNERABLE GROUPS

Table 4.1: Unaccompanied minors (UAMs) recorded within the child protection system outside of the asylum procedure, 2023

EMN Observer Country	Both sexes	Female	Male
Armenia	4	3	1
Georgia	0	0	0
Moldova	194	n/i	n/i
Montenegro	19	0	19
Serbia	2 432	7	2 425
Ukraine	0	0	0

Source: Relevant authorities in EMN Observer Countries.

Note: the table shows the number of UAMs (whose age of minority has been confirmed by the relevant authorities) recorded within the child protection system, in other words, outside of the asylum procedure in 2023. Flow data, in other words newly recorded UAMs between 1 January 2023 and 31 December 2023.

'n/i' means no information

'n/a' means not applicable

Moldova note: Refugee registered UAM.

Serbia note: From this number 74 (71 male and 3 female were accommodated within social welfare system and 1 girl was accommodated in foster family) while others were mainly referred from reception system in order to appoint guardians and to assess accommodation needs).

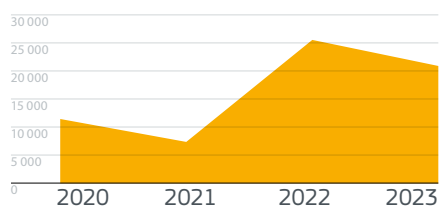
5. CITIZENSHIP AND STATELESSNESS

Table 5.1: Foreign nationals who acquired citizenship, stateless persons in absolute numbers (2020-2023)

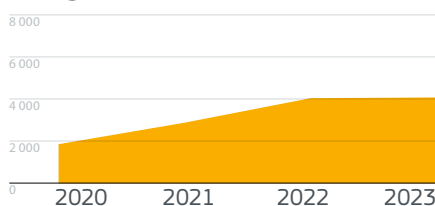
EMN Observer Country		2020	2021	2022	2023
Armenia	Total number of foreigners who have acquired citizenship	11 456	7 379	25 515	20 884
	Number of stateless persons	715	786	672	612
Georgia	Total number of foreigners who have acquired citizenship	1 838	2 847	3 995	4 029
	Number of stateless persons	541	530	525	530
Moldova	Total number of foreigners who have acquired citizenship	3 805	5 490	6 855	5 564
	Number of stateless persons	1 905	1 903	1 908	1 878
Montenegro	Total number of foreigners who have acquired citizenship	540	734	965	2 830
	Number of stateless persons	n/a	n/a	n/a	10
Serbia	Total number of foreigners who have acquired citizenship	28 892	22 502	29 251	22 981
	Number of stateless persons	n/a	n/a	n/a	n/a
Ukraine	Total number of foreigners who have acquired citizenship	4 864	4 768	1 316	2 511
	Number of stateless persons	5 851	6 047	5 924	5 700

Total number of foreigners who have acquired citizenship :

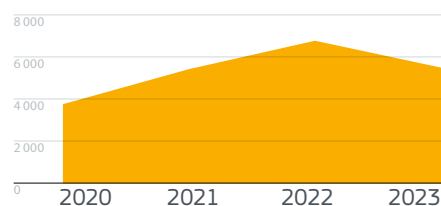
Armenia



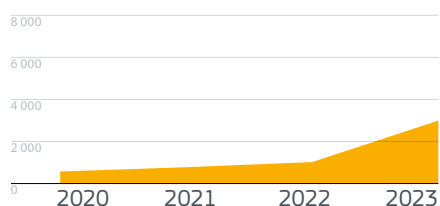
Georgia



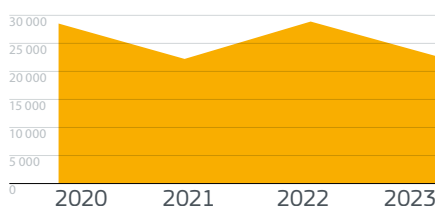
Moldova



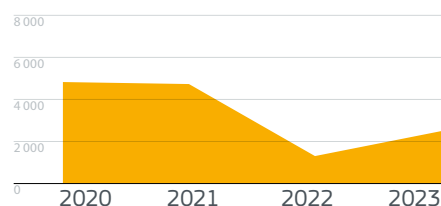
Montenegro



Serbia



Ukraine



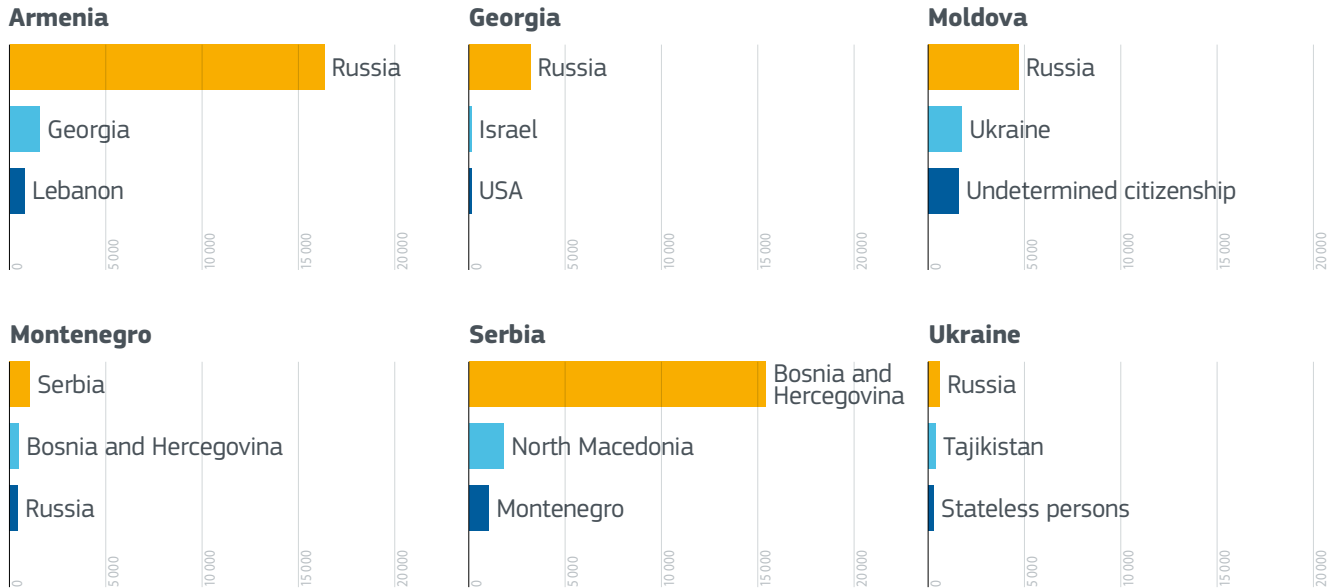
Source: Relevant authorities in the EMN Observer Country

Montenegro note: the number of stateless persons is for the period 2018-2024, since the beginning of the implementation of the Law on foreigners, describing the procedure for determining the status of stateless persons for the first time.

Table 5.2: Top 3 countries of persons acquiring citizenship in EMN Observer Countries in 2023: absolute number and share of total acquisitions by foreign nationals

EMN Observer Country	Nationality	Number of citizenships acquired	Total number of citizenship acquisitions	% of the total number of citizenship acquisitions
Armenia	Russia	16 640	20 884	80%
	Georgia	1 583		8%
	Lebanon	780		4%
Georgia	Russia	3 237	4 029	80%
	Israel	116		3%
	USA	110		3%
Moldova	Russia	4 766	8 366	57%
	Ukraine	1 777		21%
	Undetermined citizenship	1 596		19%
Montenegro	Serbia	1 071	2 830	38%
	Bosnia and Hercegovina	486		17%
	Russia	441		16%
Serbia	Bosnia and Hercegovina	15 748	22 981	69%
	North Macedonia	1 838		8%
	Montenegro	1 051		5%
Ukraine	Russia	603	2 511	24%
	Tajikistan	388		15%
	Stateless persons	278		11%

Number of citizenships acquired:



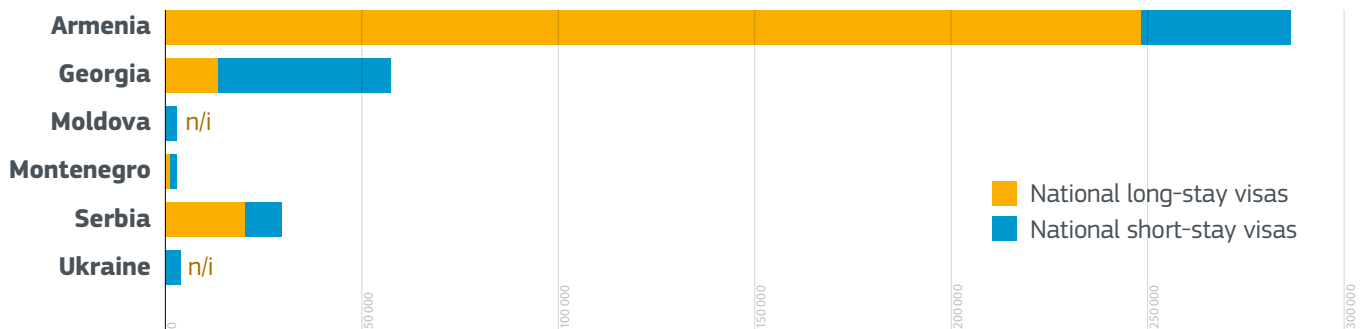
Source: Relevant authorities in the EMN Observer Country

Georgia note: a) Georgian citizenship is mainly granted to either former Georgian citizens or persons originating from Georgia; b) Persons who have acquired Georgian citizenship might not always be residents of Georgia; c) Previous citizenship status is indicated at the moment of submitting an application for acquisition of Georgian citizenship.

6. VISA POLICY

Table 6.1: Visas issued, 2023

EMN Observer Country	Total visa	National long-stay visas	National short-stay visas
Armenia	285 737	247 616	38 121
Georgia	57 169	13 313	43 856
Moldova	n/i	n/i	2 790
Montenegro	2 672	808	1 864
Serbia	29 442	20 276	9 166
Ukraine	n/i	n/i	3 823



Source: Relevant authorities in the EMN Observer Country

'n/i' means no information

'n/a' means not applicable

Armenia note: Visitor Visa for up to 120 days with possible extension for 60 more days.

Georgia note: short-term visas shall be issued to foreigner when the overall duration of stay in Georgia shall not exceed 90 calendar days in any 180-day period. Short-term visas of Georgia: 1) Diplomatic (A1; A3; A4; A5); 2) Special (B1; B4); 3) Ordinary (C1; C2; C3; C4); 4) Transit (T).

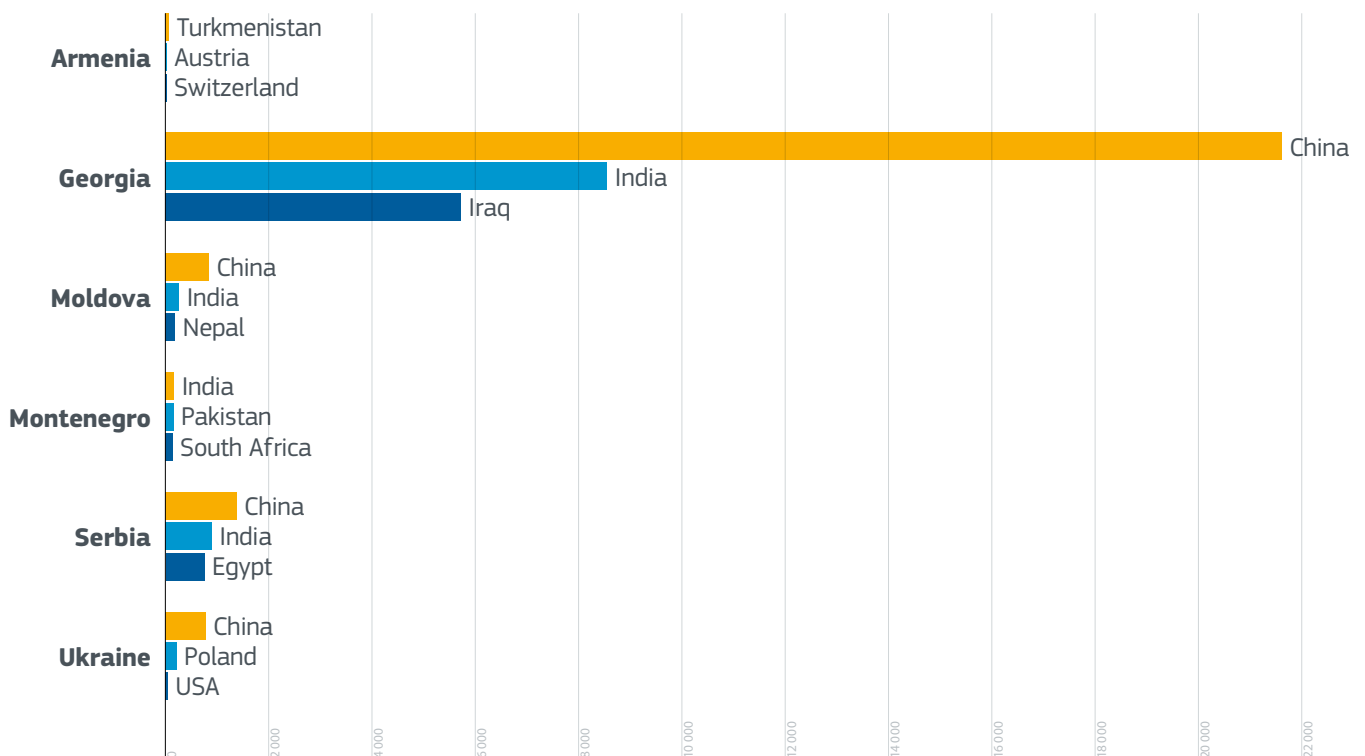
Long-term visas of Georgia shall be issued with the right of multiple entries and with 90 calendar days or one year validity period and duration of stay in Georgia. Long-term visas of Georgia: Diplomatic (A2); Special (B2, B3); 3) Immigration (D1; D2; D3; D4; D5).

Serbia note: Data from Migration Profile of the Republic of Serbia 2023.

Table 6.2: Short-term visa issued in top 3 consulate countries (and % of total issued) in 2023

EMN Observer Country	Top 3 consulate countries	Total short-term visa	% of total visas issued (including long-term visas)
Armenia	Turkmenistan	75	6.7%
	Austria	26	2.3%
	Switzerland	22	2.0%
Georgia	China	21 667	38.0%
	India	8 548	15.0%
	Iraq	5 713	10.0%
Moldova	China	837	30.0%
	India	264	10.0%
	Nepal	190	7.0%
Montenegro	India	187	7.0%
	Pakistan	173	6.5%
	South Africa	155	5.9%
Serbia	China	1 378	4.7%
	India	900	3.1%
	Egypt	754	2.6%
Ukraine	China	776	5.2%
	Poland	215	2.6%
	USA	46	0.3%

Total short-term visa:



Armenia note: According to Armenian visa regulations, citizens of 57 countries must obtain their visas at an Armenian consulate and based on an invitation. Citizens of 64 countries are either unilaterally or reciprocally exempted from the requirement to obtain a visa. For all other countries, foreigners have an option to obtain the visa at any border checkpoint upon arrival to Armenia or through the e-Visa portal. The data in this table, and the percentage, only refers to consulate-issued short-term visas (of which a total of 1 116 were issued in 2023). Data for earlier years not available in this format.

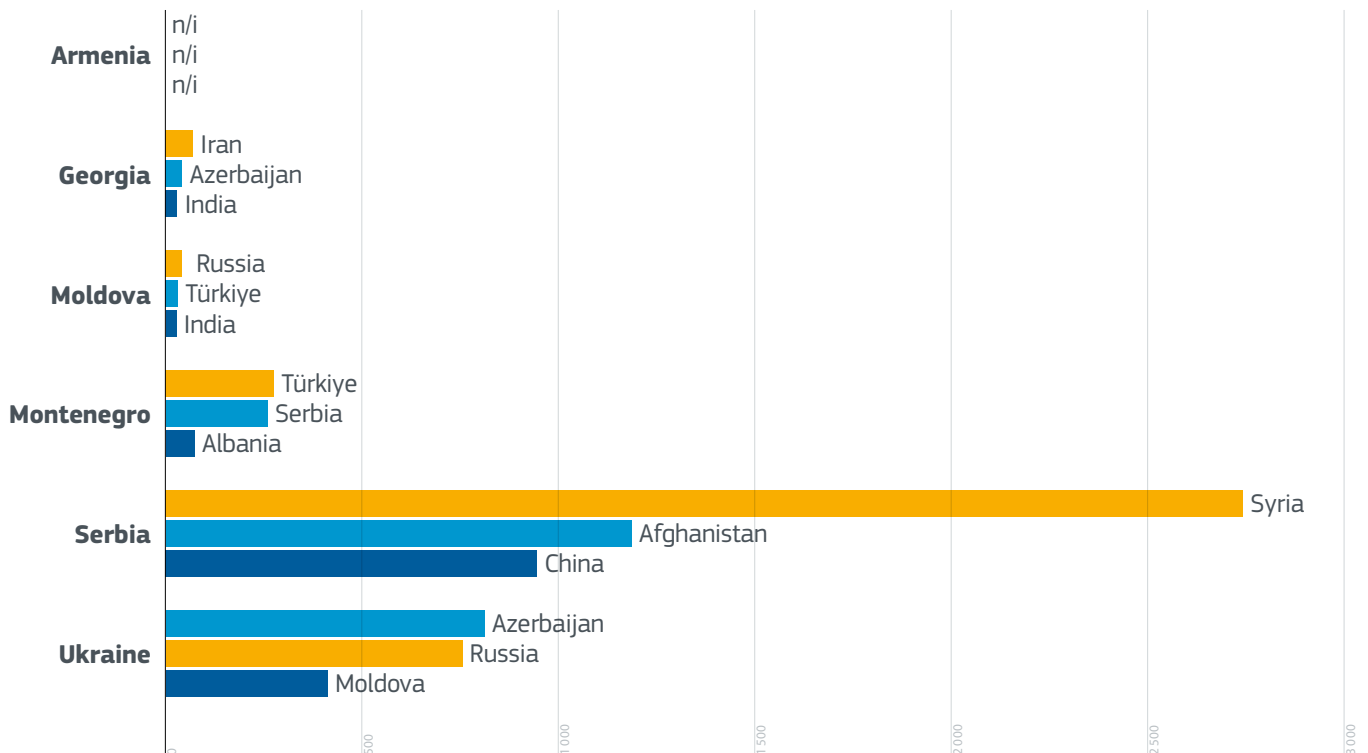
Georgia note: Statistics are for top 3 nationalities and not top 3 consulate countries.

7. IRREGULAR MIGRATION

Table 7.1: Top 3 nationalities ordered to leave the country in 2023, in absolute number and as a share of all nationalities ordered to leave the country

EMN Observer Country	Top 3 nationalities	Total number	% as a share of all nationalities	Total orders to leave
Armenia	n/i	n/i	n/i	85
	n/i	n/i	n/i	
	n/i	n/i	n/i	
Georgia	Iran	69	23%	303
	Azerbaijan	42	14%	
	India	29	10%	
Moldova	Russia	41	11%	381
	Türkiye	31	8%	
	India	27	7%	
Montenegro	Türkiye	274	25%	1 089
	Serbia	258	24%	
	Albania	73	7%	
Serbia	Syria	2 731	33%	8 219
	Afghanistan	1 181	14%	
	China	941	11%	
Ukraine	Azerbaijan	808	24%	3 437
	Russia	752	23%	
	Moldova	410	12%	

Total number:

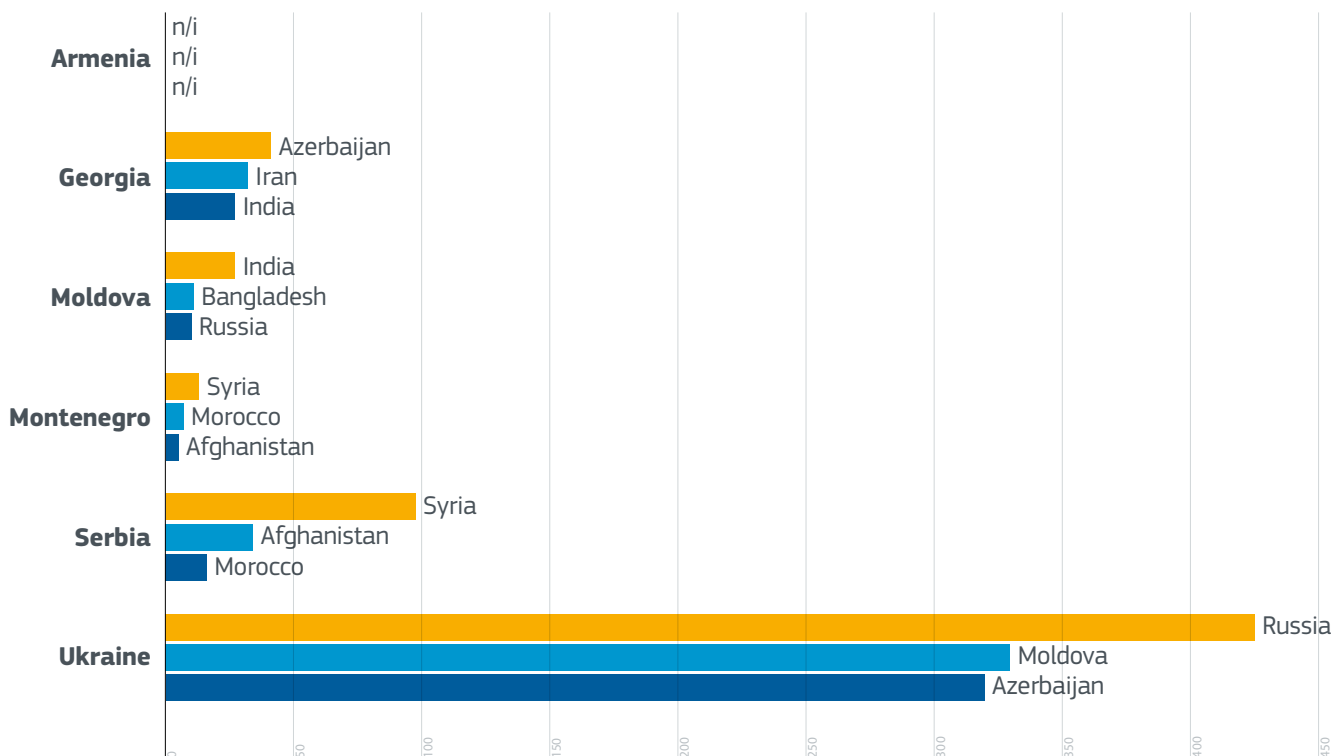


Source: Relevant authorities of the EMN Observer Country

Table 7.2: Top 3 nationalities returned to foreign country in 2023, in absolute number and as a share of all nationalities should be returned

EMN Observer Country	Nationality	Total number	% as a share of all nationalities	Total number of persons returned
Armenia	n/i	n/i	n/i	n/i
	n/i	n/i	n/i	
	n/i	n/i	n/i	
Georgia	Azerbaijan	41	22%	190
	Iran	32	17%	
	India	27	14%	
Moldova	India	27	26%	105
	Bangladesh	11	10%	
	Russia	10	10%	
Montenegro	Syria	13	31%	42
	Morocco	7	16%	
	Afghanistan	5	12%	
Serbia	Syria	97 (97)	49%	n/i
	Afghanistan	34 (24)	11%	
	Morocco	16 (16)	8%	
Ukraine	Russia	423	13%	n/i
	Moldova	328	10%	
	Azerbaijan	318	10%	

Total number:



Source: Relevant authorities of the EMN Observer Country

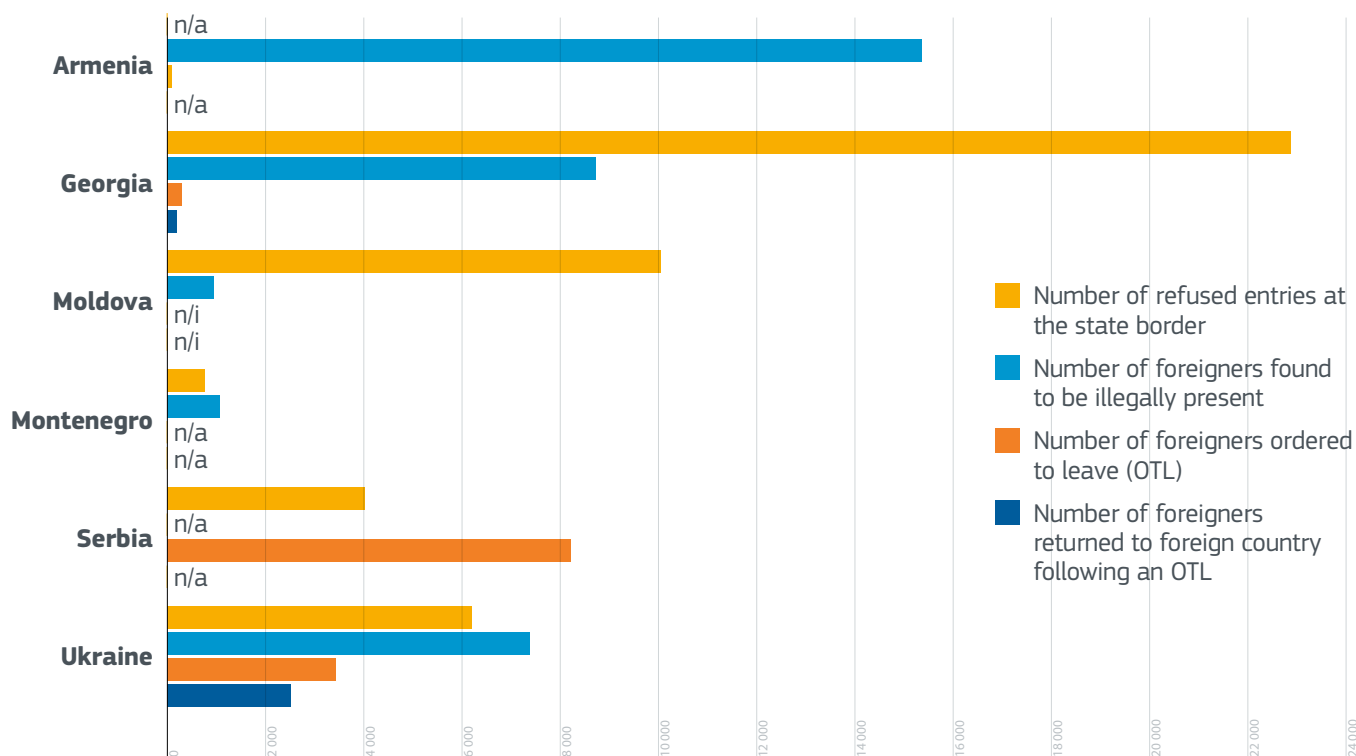
Serbia note 1: These figures include two categories of returned persons: (1) individuals readmitted under readmission agreements, primarily with EU countries. (2) Those escorted to the border crossing. The number of returned persons based on readmission agreements is indicated in brackets.

Serbia note 2: the percentage displayed in the table is percentage calculated based on total number of returned TCNs as described in note 1: (1) individuals readmitted under readmission agreements, primarily with EU countries. (2) Those escorted to the border crossing.

Table 7.3: General statistics on irregular migration, 2020-2023

EMN Observer Country		2020	2021	2022	2023
Armenia	Number of refused entries at the state border	n/a	n/a	n/a	n/a
	Number of foreigners found to be illegally present	3 816	6 121	6 044	15 379
	Number of foreigners ordered to leave (OTL)	150	115	81	85
	Number of foreigners returned to foreign country following an OTL	n/a	n/a	n/a	n/a
Georgia	Number of refused entries at the state border	6 791	7 935	21 700	22 904
	Number of foreigners found to be illegally present	2 044	6 067	7 375	8 728
	Number of foreigners ordered to leave (OTL)	63	128	266	303
	Number of foreigners returned to foreign country following an OTL	49	77	165	190
Moldova	Number of refused entries at the state border	2 327	3 029	8 994	10 056
	Number of foreigners found to be illegally present	2 014	2 736	2 775	942
	Number of foreigners ordered to leave (OTL)	300	347	430	n/i
	Number of foreigners returned to foreign country following an OTL	62	61	57	n/i
Montenegro	Number of refused entries at the state border	556	946	990	766
	Number of foreigners found to be illegally present	560	829	837	1 063
	Number of foreigners ordered to leave (OTL)	n/a	n/a	n/a	n/a
	Number of foreigners returned to foreign country following an OTL	n/a	n/a	n/a	n/a
Serbia	Number of refused entries at the state border	3 866	5 976	10 761	4 028
	Number of foreigners found to be illegally present	n/a	n/a	n/a	n/a
	Number of foreigners ordered to leave (OTL)	12 492	11 275	19 464	8 219
	Number of foreigners returned to foreign country following an OTL	n/a	n/a	n/a	n/a
Ukraine	Number of refused entries at the state border	12 901	30 471	10 141	6 208
	Number of foreigners found to be illegally present	11 832	21 044	14 283	7 397
	Number of foreigners ordered to leave (OTL)	4 720	9 065	5 271	3 437
	Number of foreigners returned to foreign country following an OTL	3 991	6 824	3 874	2 522

Irregular migration in 2023:



Source: Relevant authorities of the EMN Observer Country

Georgia note: Foreigner refused entry at the state border, is a foreigner formally refused permission to enter the territory of Georgia (under the Art. 11 of the Law of Georgia on The Legal Status of Aliens and Stateless Persons). There is no concept of internal and external borders in Georgia. The State border of Georgia is as defined under the Law of Georgia on State Border of Georgia. The grounds for refusal refer to the Law of Georgia on The Legal Status of Aliens and Stateless Persons. Each person is counted only once within the reference period, irrespective of the number of refusals issued to the same person.

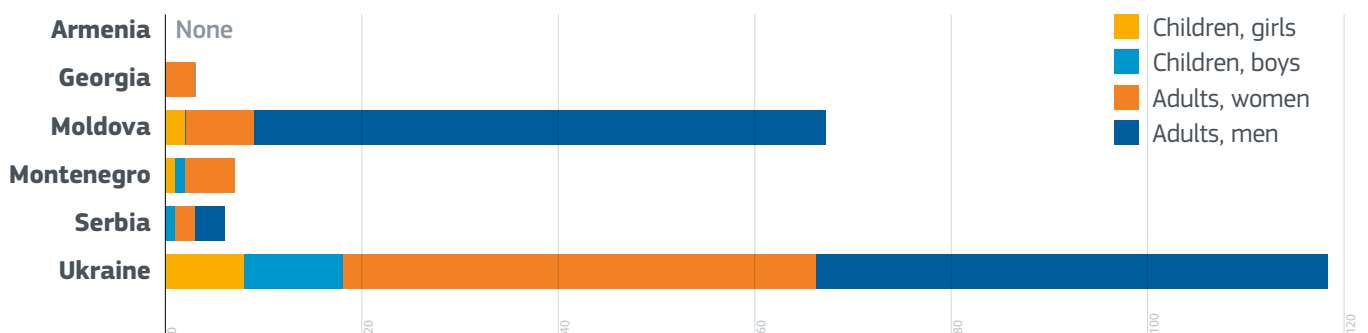
Foreigner found to be illegally present, is a foreigner who is detected at the border crossing points of Georgia, while leaving the country, and have been determined to be illegally present in the country since the expiration of visa validity (in accordance with Art. 47 of Law of Georgia on The Legal Status of Aliens and Stateless Persons, Art 190 of the Administrative Offences Code of Georgia). This category may relate to persons who may have entered legally but have subsequently remained on an illegal basis. Each person is counted only once within the reference period.

Note: average statistical deviation margin +/-2.4%.

8. TRAFFICKING IN HUMAN BEINGS

Table 8.1: Foreign nationals victims of trafficking in human beings, by sex and age, 2023

EMN Observer Country	Children (under the age of 18)			Adults		
	Girls	Boys	Total	Women	Men	Total
Armenia	0	0	0	0	0	0
Georgia	0	0	0	3	0	3
Moldova	2	0	2	7	58	65
Montenegro	1	1	2	5	0	5
Serbia	0 (0)	1 (5)	1 (5)	2 (7)	3 (2)	5 (9)
Ukraine	8	10	18	48	52	100



Source: National data provided by the relevant national bodies

Serbia note: numbers in brackets represent persons who were presumed victims, but in the end there were not enough elements for formal identification or they abandoned the procedure of formal identification. The source of information is national Center for Human Trafficking Victims Protection, Statistical Report for the 2023.

Table 8.2: Forms of exploitation for foreign nationals victims of trafficking in human beings registered in 2023

EMN Observer Country	Sexual exploitation	Labour exploitation	Other forms
Armenia	0	0	0
Georgia	3	0	0
Moldova	2	12	52
Montenegro	2	0	5
Serbia	1 (n/i)	2 (n/i)	5 (n/i)
Ukraine	n/a	n/a	n/a

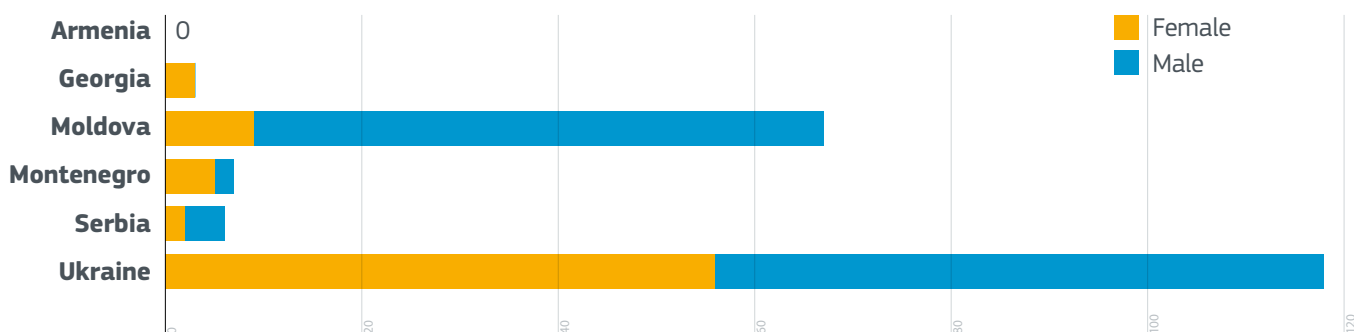


Source: National data provided by the relevant national bodies

Serbia note: numbers in brackets represent persons who were presumed victims, but in the end there were not enough elements for formal identification or they abandoned the procedure of formal identification. The source of information is national Center for Human Trafficking Victims Protection, Statistical Report for the 2023.

Table 8.3: Victims of trafficking in human beings from foreign countries, 2023

EMN Observer Country	Total number of foreign nationals 'identified' as victims of trafficking in human beings in 2023. 'Presumed to be' victims are shown in brackets.			Top 3 citizenships
	female	male	total	
Armenia	0	0	0	n/a
Georgia	3	0	3	Thailand
Moldova	9	58	67	Russia; Romania; Belgium/Ukraine
Montenegro	5	2	7	Ukraine, Israel, Serbia
Serbia	2 (7)	4 (7)	6 (14)	India; Ukraine; Iraq/Pakistan
Ukraine	56	62	118	n/i



Source: Relevant authorities in the EMN Member Country

Georgia note: Georgian law differentiates status of "victim of trafficking" and "status of statutory victim of trafficking". The status of victim of trafficking is granted to the person by a Permanent Group of the Inter-Agency Council on Combatting Trafficking in Persons within 48 hours based on the questionnaire of mobile group of the Agency for State Care and Assistance of (Statutory) Victim of Human Trafficking (hereinafter – Agency for State Care), while the status of statutory victim of trafficking is granted by law enforcement authorities in accordance with Criminal Procedure Code of Georgia. The victim/statutory victim enjoys the same services (free legal aid, psychological and medical assistance, rehabilitation and reintegration measures, one-off compensation shelter and crisis center) of Agency for State Care after a person is granted with the status of victim/statutory victim.

Regardless to the difference in the procedure of granting the status, there is no difference between their rights during the process of investigation and/or prosecution. Number in brackets is the sum of both statuses.

Serbia note: numbers in brackets represent persons who were presumed victims, but in the end there were not enough elements for formal identification or they abandoned the procedure of formal identification. The source of information is national Center for Human Trafficking Victims Protection, Statistical Report for the 2023.

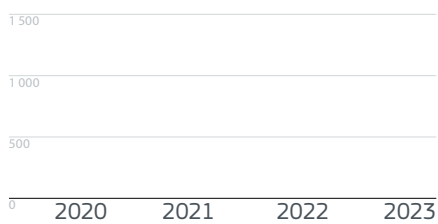
9. RETURN AND READMISSION

Table 9.1: Number of foreign nationals who left the territory of EMN Observer Countries by type of return, 2020–2023

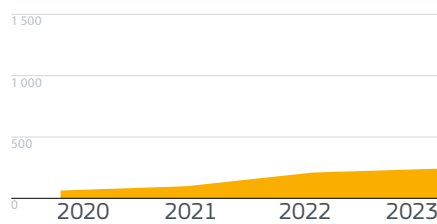
EMN Observer Country	Year	Number of voluntary returns	Voluntary returns as a % of the total number of returns	Number of forced returns	Forced returns as a % of the total number of returns	Number of total returns
Armenia	2020	48	n/i	0	n/i	n/i
	2021	1	n/i	4	n/i	n/i
	2022	11	n/i	0	n/i	n/i
	2023	242	n/i	0	n/i	n/i
Georgia	2020	45	92%	4	8%	49
	2021	77	100%	0	0	77
	2022	162	98%	3	2%	165
	2023	181	95%	9	5%	190
Moldova	2020	3	5%	62	95%	65
	2021	11	15%	61	85%	72
	2022	5	8%	57	92%	62
	2023	1 603	96%	71	4%	1 674
Montenegro	2020	662	72%	262	28%	924
	2021	893	91%	90	9%	983
	2022	913	93%	68	7%	981
	2023	1 007	92%	82	8%	1 089
Serbia	2020	66	n/i	n/i	n/i	n/i
	2021	111	n/i	n/i	n/i	n/i
	2022	130	29%	317	71%	447
	2023	89	31%	198	69%	287
Ukraine	2020	410	10%	3 702	90%	4 112
	2021	755	11%	6 927	89%	7 052
	2022	195	5%	3 735	95%	3 930
	2023	89	3%	2 476	97%	2 565

Number of total returns:

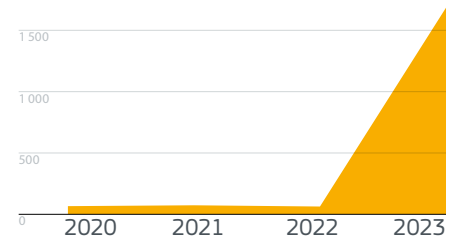
Armenia



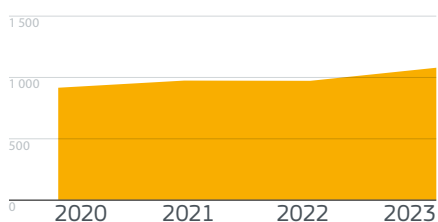
Georgia



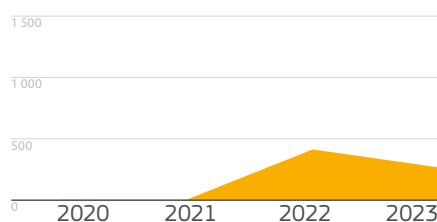
Moldova



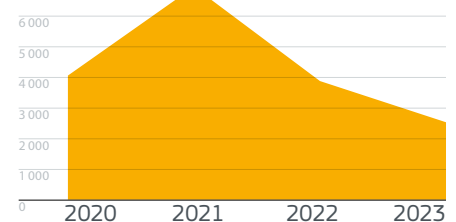
Montenegro



Serbia



Ukraine



Source: Relevant authorities in the EMN Observer Country

Armenia and Serbia note: The number of voluntary returns only includes cases of assisted voluntary return. As there are no administrative statistics on unassisted voluntary return the number of total returns is unknown.

Serbia note: the number of forced returns refers to returns implemented through readmission agreements and escorted by the police to the border crossing



For more information

EMN website: <http://ec.europa.eu/emn>

EMN LinkedIn page: <https://www.linkedin.com/company/european-migration-network>

EMN Twitter account: <https://twitter.com/emnmigration>

EMN YouTube channel: <https://www.youtube.com/@EMNMigration>

EMN National Contact Points

Austria www.emn.at/en/

Belgium www.emnbelgium.be/

Bulgaria www.emn-bg.com/

Croatia emn.gov.hr/

Cyprus www.moi.gov.cy/moi/crmd/emnncpc.nsf/home/home?opendocument

Czechia www.emncz.eu/

Estonia www.emn.ee/

Finland emn.fi/en/

France www.immigration.interieur.gouv.fr/Europe-et-International/Le-reseau-europeen-des-migrations-REM3/Le-reseau-europeen-des-migrations-REM2

Germany www.bamf.de/EN/Themen/EMN/emn-node.html

Greece emn.immigration.gov.gr/en/

Hungary www.emnhungary.hu/en

Ireland www.emn.ie/

Italy www.emnitalyncp.it/

Latvia www.emn.lv

Lithuania www.emn.lt/

Luxembourg emnluxembourg.uni.lu/

Malta emn.gov.mt/

The Netherlands www.emnnetherlands.nl/

Poland www.gov.pl/web/european-migration-network

Portugal rem.sef.pt/en/

Romania www.mai.gov.ro/

Spain www.emnspain.gob.es/en/home

Slovak Republic www.emn.sk/en

Slovenia www.gov.si/

Sweden www.emnsweden.se/

Norway www.udi.no/en/statistics-and-analysis/european-migration-network---norway#

Georgia migration.commission.ge/

Republic of Moldova bma.gov.md/en

Ukraine dmsu.gov.ua/en-home.html

Montenegro www.gov.me/mup

Armenia migration.am/?lang=en

Serbia kirs.gov.rs/eng